

Highlights from the First Returns

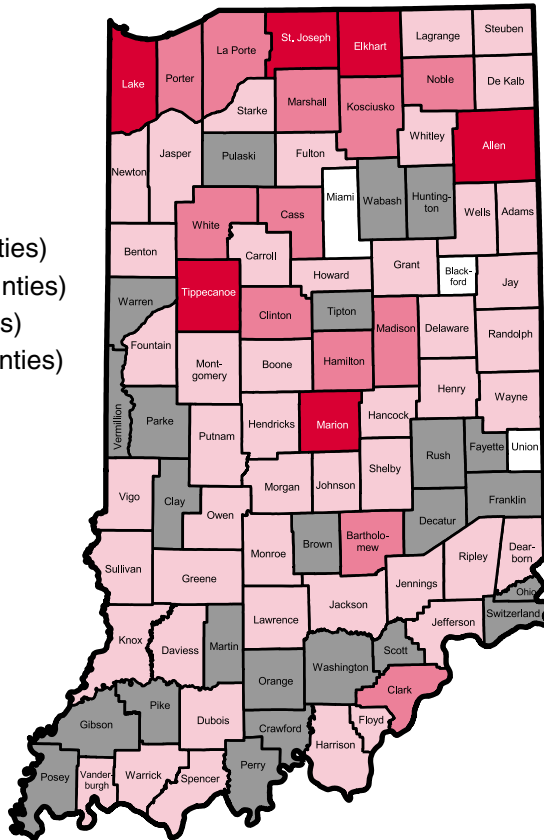
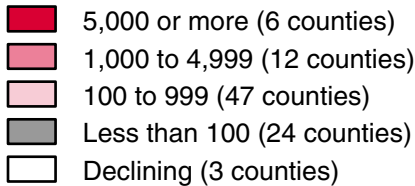
Joan Morand

Research Director, Indiana Business Research Center, Kelley School of Business, Indiana University

The U.S. Census Bureau delivered to Governor Frank O'Bannon and the leaders of the state legislature the official Census 2000 Redistricting Data File for Indiana on March 9, 2001. These data are among the first released from the census that

was conducted on April 1, 2000. The counts will be used to redraw boundaries for federal, state and local legislative districts. The census counts also provide information about the size and composition of the state's population.

Numeric Growth in Hispanic Population, 1990-2000

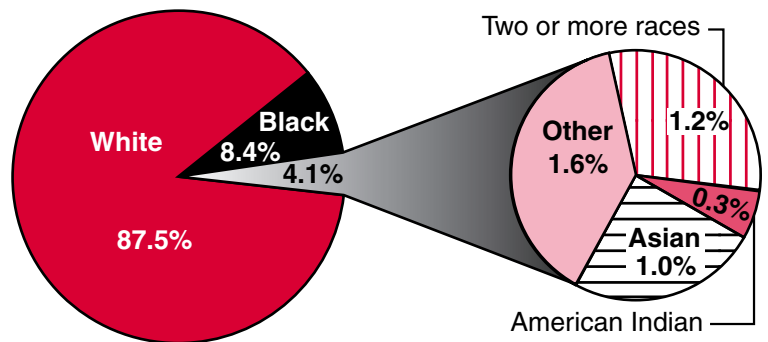


Hispanic Population

- As anticipated, the state's Hispanic population has grown substantially, from about 99,000 in 1990 to almost 215,000 in 2000, for growth of 116,000 or 117 percent.
- Only 1.8 percent of Indiana's 1990 population claimed Hispanic ethnicity, while 3.5 percent indicated Hispanic ethnicity on their census forms in 2000.
- Counties showing the largest numeric growth in Hispanic population include Marion, Lake, Elkhart, Allen, St. Joseph, Tippecanoe and Porter. Together these counties accounted for 70 percent of the state's Hispanic population and for 68 percent of the state's growth in Hispanic population.
- Cass County's Hispanic population skyrocketed, growing from 230 in 1990 to 2,905 in 2000, for a growth rate of over 1,000 percent.

The Race Data

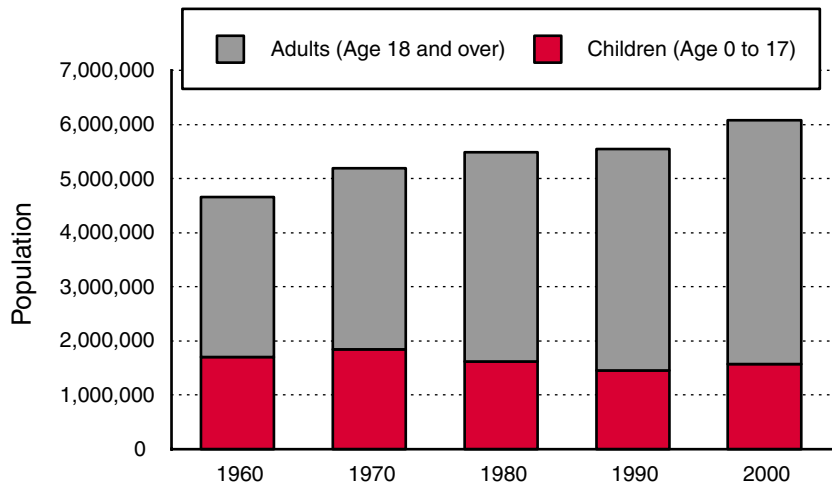
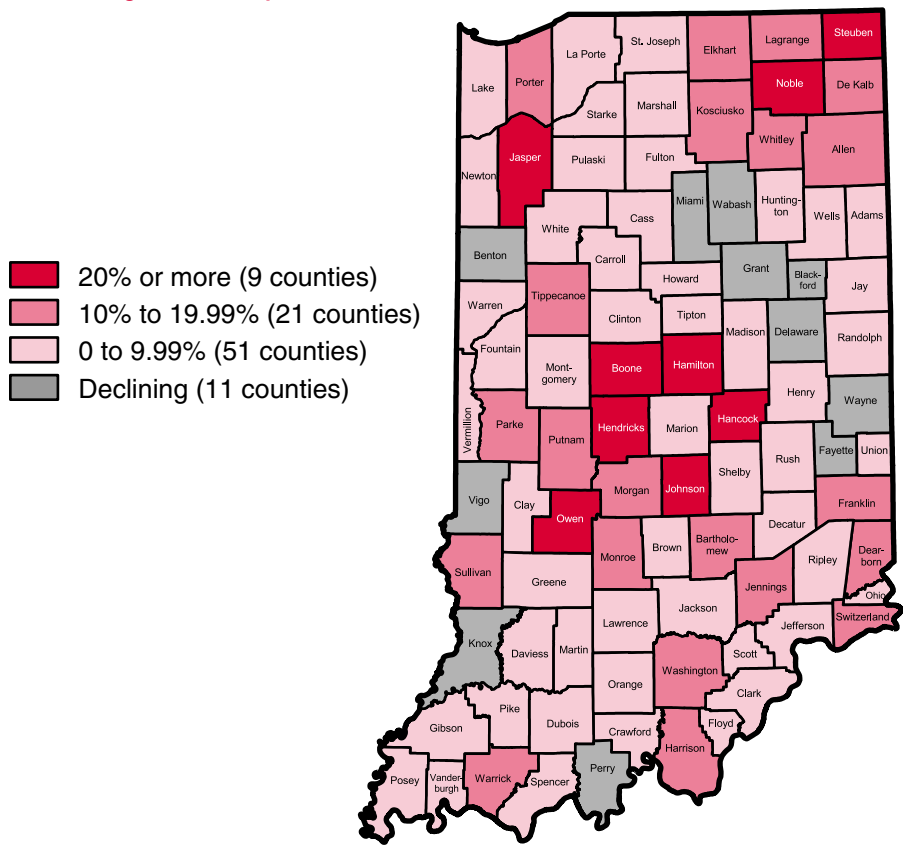
- A small portion of Indiana's population, 1.2 percent responded with more than one race category, a new option in 2000.
- Looking at those who responded to the race question with a single category (98.8 percent of all Hoosiers), growth rates for the race categories were: White (6 percent), Black (18 percent), Asian (62 percent), American Indian (24 percent).
- In 1990, 90.6 percent of Indiana's population checked the white category for race. In 2000, of those who responded with a single race, 88.6 percent considered their race to be white.
- Growth in the Hispanic population and more rapid growth in minority race categories support the general observation that Indiana has become more racially and ethnically diverse.
- At the same time, population in the minority categories still represents a small portion of the state's population. Although growing rapidly, the Asian population in Indiana represents only 1 percent of the total population.



County Totals

- Hamilton was the fastest growing Indiana county, growing from 109,000 in 1990 to almost 183,000 in 2000, for growth of 74,000 persons or 68 percent. Hamilton's growth outpaced all other Indiana counties, the state as a whole, which grew at 9.7 percent and the nation, which grew at 13.2 percent.
- Other rapidly growing counties included Hendricks, Johnson, Owen, Noble, Hancock, Steuben, Boone and Jasper. Each of these counties grew by at least 20 percent since 1990.
- The high population growth rates in many suburban Hoosier counties are consistent with growth patterns experienced by the nation as a whole, with much of the rapid population growth occurring in suburban areas.
- Marion County grew by 7.9 percent between 1990 and 2000. By far the most populous Hoosier county, Marion's population stood at 860,000 on census day 2000. This population growth exceeded what previously released estimates had indicated when the county's 1999 population had been estimated to be 811,000.
- The Indianapolis Metro Area, consisting of Marion and eight surrounding counties grew by 227,000 persons, or 16.4 percent. In 1990, one in four Hoosiers lived in the Indy Metro Area. In 2000, 26.4 percent of the state's population lived in the Indianapolis Metro Area.
- Miami County is a good example of the incomplete picture that we get when we look only at two endpoints of a time interval. The counts indicate that Miami County's population declined by 815 people between 1990 and 2000. However, it is likely that the county's population bottomed out mid-decade (its 1995 estimate was 32,400) after the restructuring of Grissom Air Force Base and that the county's population has rebounded since 1995, almost to its 1990 level.

Percent Change in Total Population, 1990-2000



Children and Adults

- The number of children (age 0 to 17) grew between 1990 and 2000 by 118,000 or 8.1 percent. This occurred after declines in the number of children during the previous two decades.
- The number of adults (age 18 and over) continues to grow, with an increase of 418,000 or 10.2 percent between 1990 and 2000.
- As a result of more rapid growth of the adult population, children represent a shrinking segment of Hoosier population, down from 36 percent in 1960 to 26 percent in 2000.