

# City and Town Population: Sub-county Population Estimates for July 1, 1998

Joan Rainey

Research Director, Indiana Business Research Center, Kelley School of Business, Indiana University

The population of all U.S. sub-county areas have been estimated for July 1, 1998 by the U.S. Bureau of the Census. Released Wednesday, June 30, 1999, an analysis of the Bureau's estimates for Indiana cities, towns and townships was conducted by the Indiana Business Research Center, in the Kelley School of Business at Indiana University. Estimates for all of these areas for Indiana are available on the website STATS Indiana ([www.stats.indiana.edu](http://www.stats.indiana.edu)). Additional analysis and a description of the methodology are available on the IBRC website ([www.iupui.edu/it/ibrc](http://www.iupui.edu/it/ibrc)).

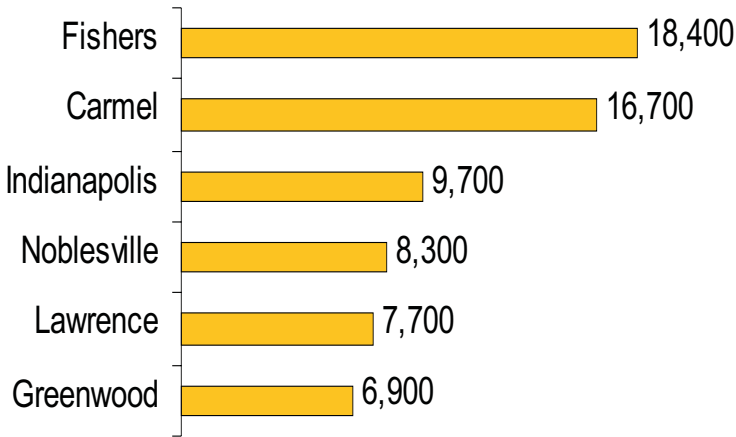
As produced by the Census Bureau, these estimates are the result of a demographic technique called the Distributive Housing Method. To this extent, it is important to note that these estimates are not the result of a direct count of the population, as will be done in census year 2000. The Indiana Business Research Center serves as the state's official liaison with the U.S. Bureau of the Census. Its present and future role will be to work with the state and its localities to provide a full and accurate census count in the year 2000 (see [www.iupui.edu/it/ibrc/2k](http://www.iupui.edu/it/ibrc/2k)). Sub-county is the Census Bureau term for cities, towns and townships.

## Hoosier Cities and Towns with Population Exceeding 20,000

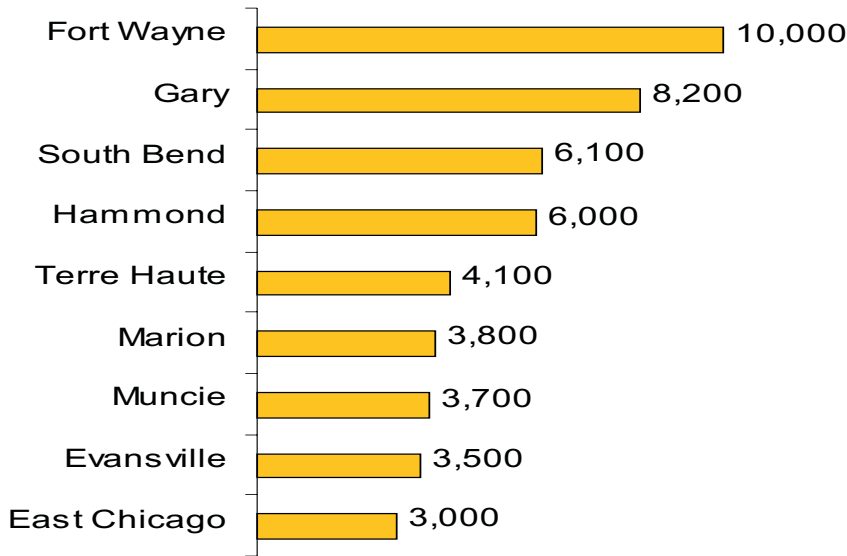
Looking at the largest cities and towns in Indiana (those with 1998 population estimated at 20,000 or more):

- The fastest-growing "big" city/town in Indiana between 1990 and 1998 was Fishers in Hamilton County. Fishers had a 1990 population of about 7,000 and an estimated 1998 population of more than 18,000 people during the eight years since the Census. That is a growth rate of 256 percent.
- Fishers' growth rate was almost 4 times that of the second fastest growing Hoosier city: Carmel. The population of Fishers has more than tripled between 1990 and 1998.
- The two other fastest growing larger Hoosier cities/towns were also in Hamilton County: Carmel (66%) and Noblesville (47%).
- Other cities and towns experiencing growth exceeding 10% were Lawrence (29%, Marion county), Greenwood (26%, Johnson county), Schererville (19%, Lake county), Portage (14%, Porter county) and Merrillville (12%, Lake county).
- During that same 8-year period, the state of Indiana grew by 6.4% and the nation as a whole by 8.7%.
- Other Hoosier cities growing faster than the state between 1990 and 1998 were Jeffersonville (8.3%, Clark county) and West Lafayette (7.0%, Tippecanoe county).

Figure 1  
Indiana Cities/Towns Adding the Largest Number of Persons, 1990-1998



**Figure 2**  
**Indiana Cities with Population Decline Exceeding 2,000 Persons, 1990-1998**



There has been no change in the ranking of Indiana's ten largest (most populous) cities since 1990.

Fishers jumped from being the 80<sup>th</sup> largest Hoosier city/town in 1990 to 30<sup>th</sup> in 1998. Carmel moved from 26<sup>th</sup> in 1990 to 15<sup>th</sup> in 1998. Noblesville went from 40<sup>th</sup> to 28<sup>th</sup>. New to the 20,000 group since 1990 are Fishers, Munster and Noblesville.

#### Smaller Cities and Towns

The fastest-growing Hoosier city or town with population less than 20,000 has been Westfield in Hamilton county. This town of 3,300 tripled in population since the 1990 census, with an estimated 1998 population of almost 10,000, for a growth rate of 202%. Other fast growing Hoosier towns and smaller cities include St. John, De Motte, Santa Claus, Brownsburg, Mooresville, Whiteland, Porter, Whitestown and Cloverdale.

#### Indiana Townships

Of the 1008 townships in Indiana, 942 of them experienced population increase between April 1, 1990 and July 1, 1998, with the remaining 66 townships seeing population decline.

#### Looking More Closely at Hamilton County

These estimates are consistent with county population estimates for 1998 that were previously released by the Census Bureau. According to the estimates, Hamilton county grew by 49.3% between 1990 and 1998. All townships, cities and towns in the county have experienced growth during this period; however the growth is not evenly distributed across the county. Most of the growth has occurred in the county's three largest cities, with population increases in each of the two most recent years.

#### Population Change in Miami County

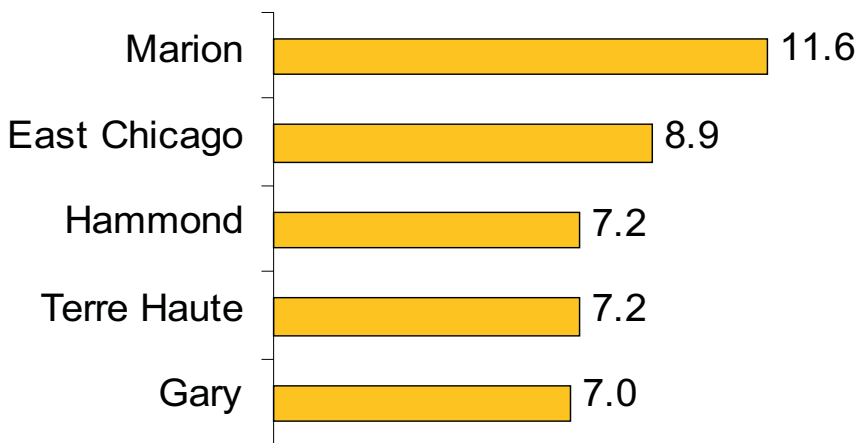
The city of Peru in Miami county declined by 1500 persons for an 11.8% rate of population loss since the 1990 census. However, the estimates indicate that the population loss in Peru has turned around since 1996, with population increases in each of the two most recent years.

#### Moderate Population Growth in Cities and Towns

Indiana's population has grown from 5.5 million persons in 1990 to almost 5.9 million persons in 1998. This growth of 355,000 persons represents a growth rate of 6.4% for the state.

When all 569 Hoosier cities and towns are combined, as a group they experienced population growth of 113,000 persons from 3,580,000 in 1990 to 3,694,000 in 1998 for a growth rate of 3.2%. The balance of Indiana's population that does not reside in cities or towns increased from 1,964,000 to 2,206,000 for an increase of 242,000 persons or 12.3%.

**Figure 3**  
**Large Cities with Highest Rates of Population Decline, 1990-1998**



### Grouping Cities by Size

With an estimated 1998 population of 752,000, Indianapolis is not only the largest city in the state, but is four times as populous as the second largest city, Fort Wayne. Indianapolis experienced population growth of 1.3% between 1990 and 1998. However, the estimates indicate that the growth in Indianapolis occurred between 1990 and 1994 and that the largest Hoosier city has experienced population loss in each of the four most recent years.

Fort Wayne, Evansville, and Gary, with populations between 100,000 and 200,000 have each experienced population loss, and as a group have declined at 4.9%.

Of the six cities with populations between 50,000

and 100,000, only Bloomington grew, while South Bend, Hammond, Muncie, Anderson and Terre Haute all lost population. This group of six cities together experienced population loss of 4.2%

Cities with population between 25,000 and 50,000 together grew by 9.8%. However, when rapidly growing Fishers, Carmel, and Noblesville (together experiencing growth of 86.5%) are excluded from this group, the remaining cities and towns of this size combine for growth of only 3.3%.

Smaller cities and towns in the following groups experienced these rates of population increase: 15,000 to 20,000 (3.5%), 5,000 to 15,000 (8.2%), and towns with populations smaller than 5,000 grew by 5.5%.

Figure 4  
Indiana's Most Populous Cities, 1998

