

Preparing Tomorrow's Workforce



Indiana Economic Forum
2006 Fall Conference

Indiana Business Research Center
Kelley School of Business
Indiana University

Today's Workforce

- **85.3% H.S. (US 84.2%)**
Rank in nation: 30th
- **21.3% B.A. (US 27.2%)**
Rank in nation: 45th
- **7.7% Advanced Degree (US 10%)**
Rank in nation: 39th

2005 Household Estimates,
ACS



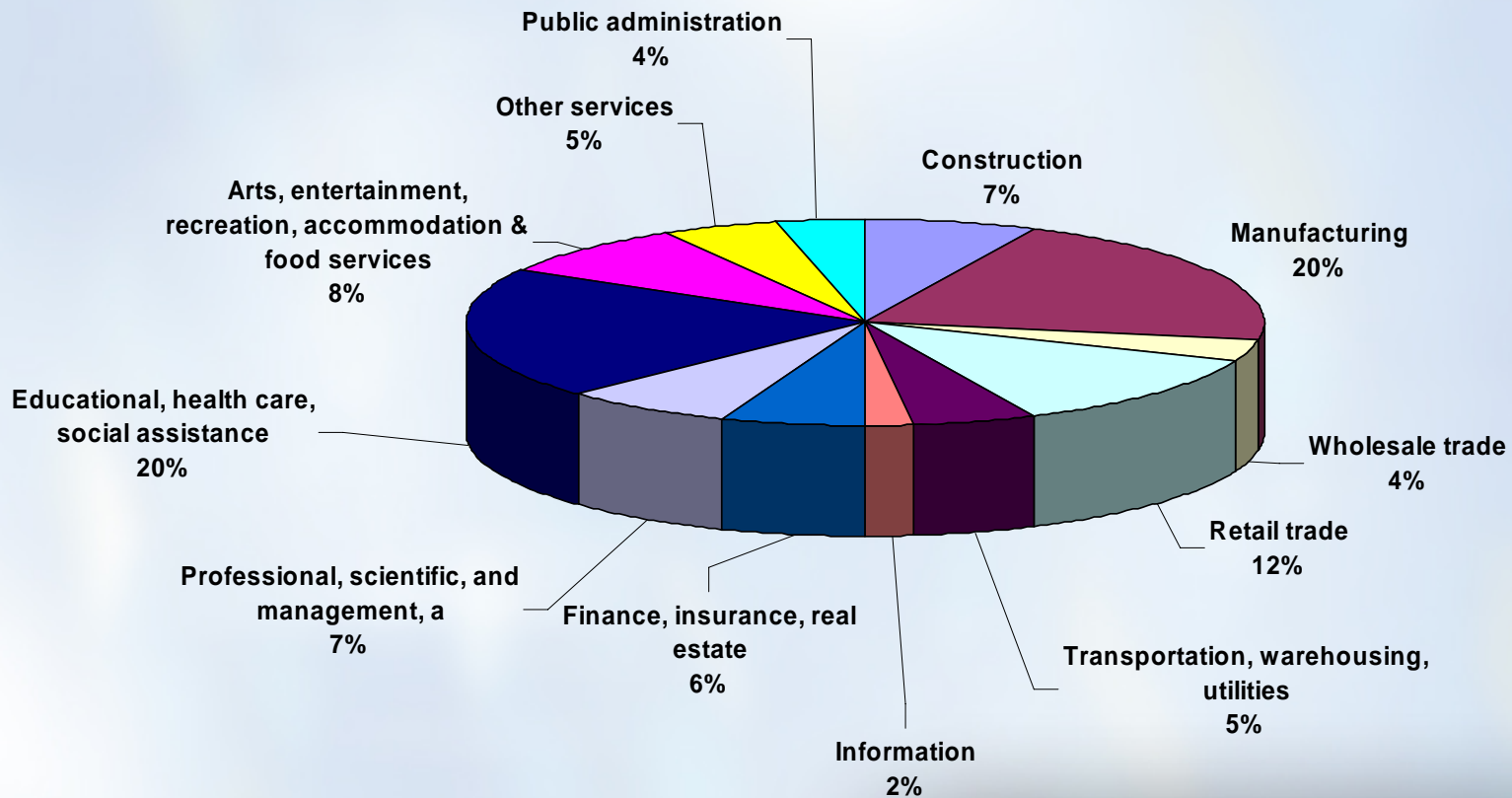
Today's Workforce

- **Labor Force participation: 76.7%** (US 75.3)
Rank 24
- **Both spouses work: 54.5%** (US 52.1)
Rank 20
- **Manufacturing workers: 20.5%** (US 11.9)
Rank 1
- **Professional, Technical: 17.8%** (US 20.4)
Rank 48
- **Information: 1.9%** (US 2.5)
Rank 34

2005 Household Estimates,
ACS



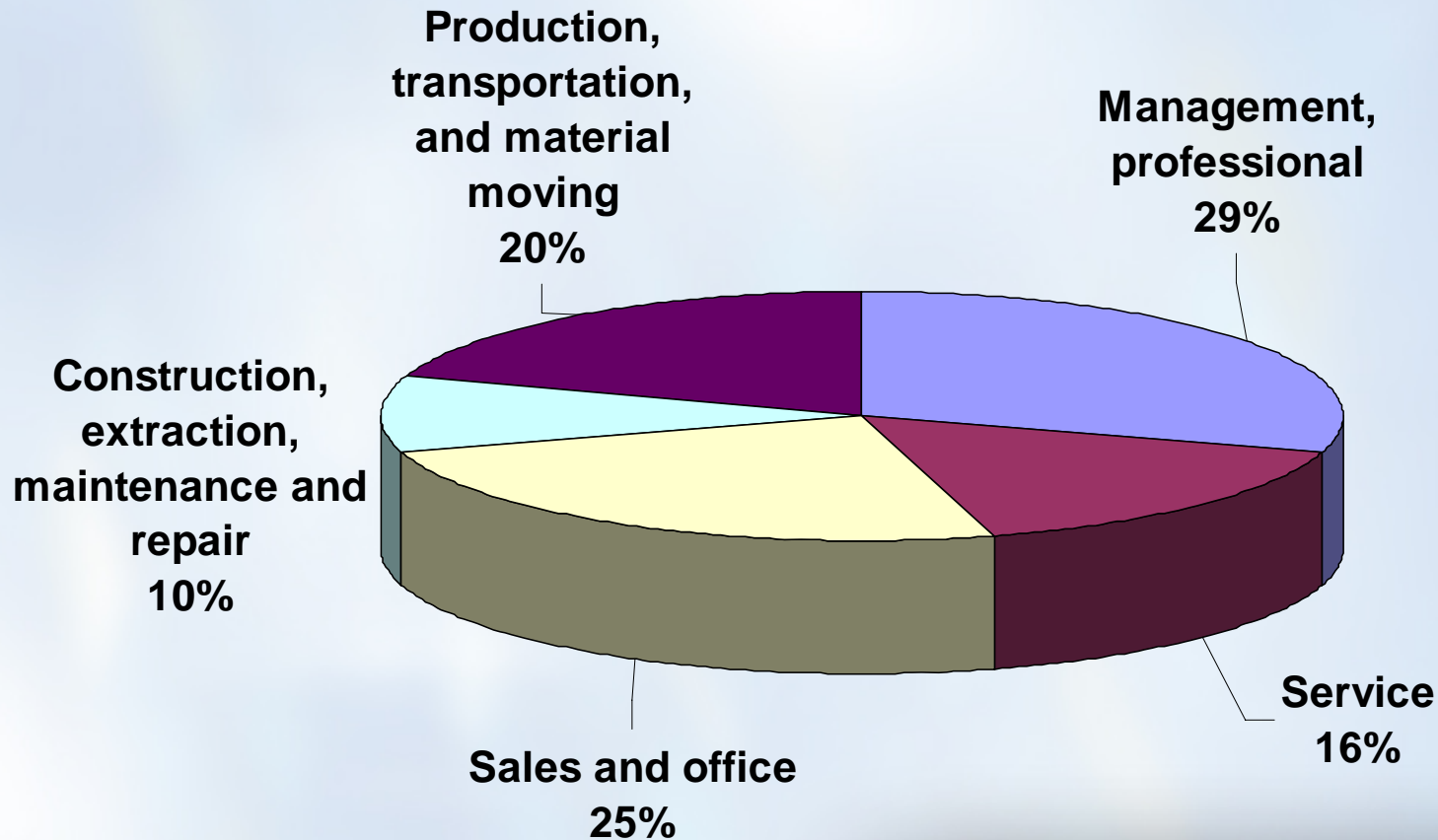
Today's Workforce



2005 Household Estimates,
ACS



Today's Workforce



2005 Household Estimates,
ACS



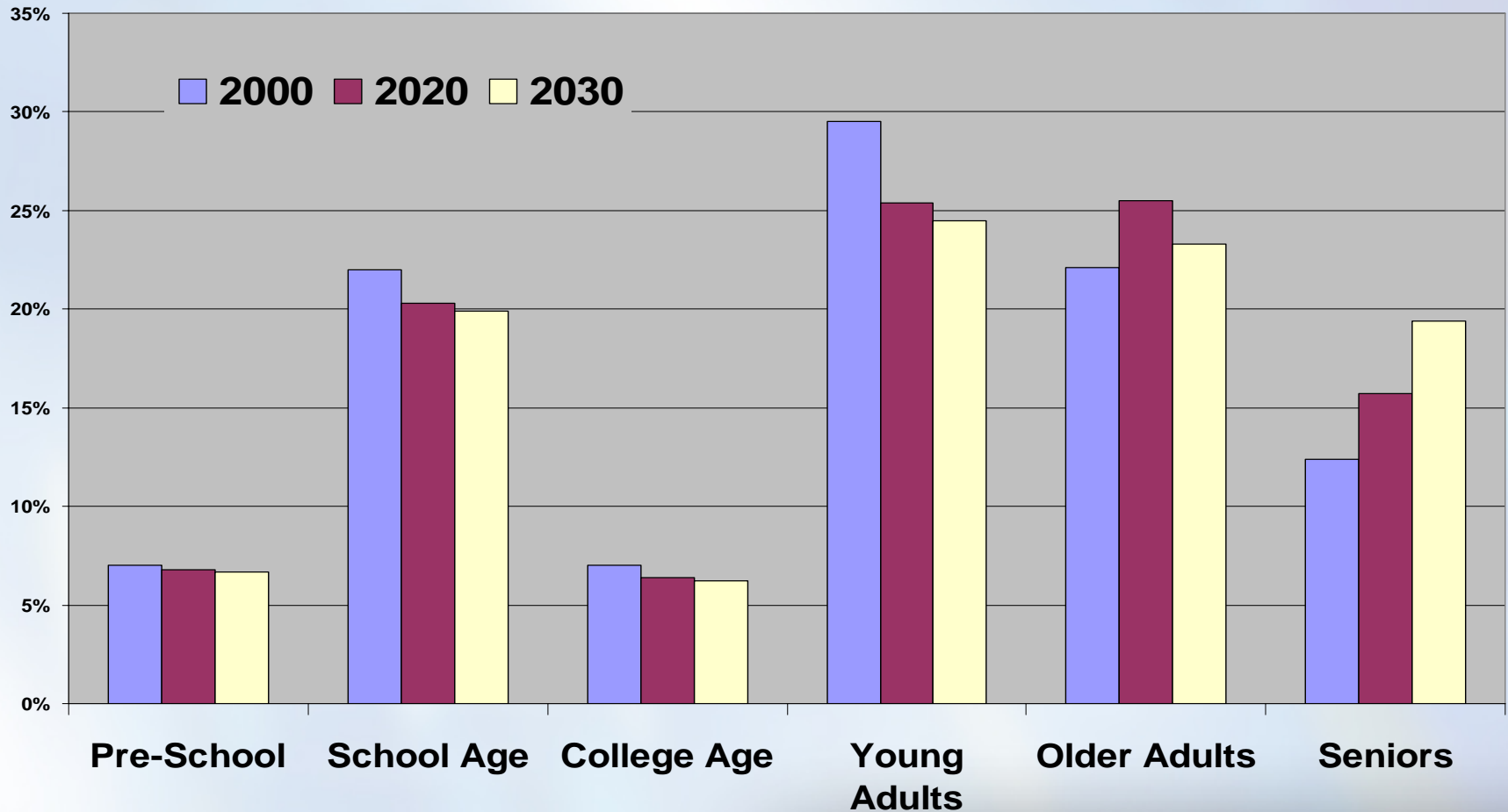
Today's Workforce

- 6.3 million people
- 3.2 million in labor force
- 154,000 payroll establishments
- 2.7 million jobs in those establishments
- 600,000 “self-employed” proprietors

Hoosiers by the
Numbers, IDWD



Tomorrow's Workforce



Population Projections,
IBRC (2003 series)



Tomorrow's Opportunity

College Enrollment Stats	Number	Rank in U.S.
Freshmen Enrollment in Indiana Schools	40,033	9
-- In-state students	28,725	9
-- Out-of-state students	11,308	4
Freshmen from Indiana Enrolled Anywhere	32,767	10
-- Going Out-of-state	4,042	21
Net Migration of Freshmen	7,266	2

STATS Indiana



Preparing Tomorrow's Workforce

- **David Holt, Vice President of Workforce Development and Federal Relations**
Indiana Chamber of Commerce
- **Brian Burton, Vice President of Marketing and Member Services**
Indiana Manufacturers Association
- **Ronald L. Stiver, Commissioner**
Indiana Department of Workforce Development

