

# Indiana's Foreign-Born Population

## 2005 Estimates

An estimated 242,000 persons in Indiana are foreign born, according to 2005 estimates from the Census Bureau.

That number comprises 4 percent of our household population in the state.

Of these, 80,000 were naturalized citizens although the majority (161,942) were not U.S. citizens.

**Answers to these three questions are on the following slides.**

1. TOP TEN FOREIGN BORN COUNTRIES for the state of Indiana
2. FOREIGN BORN REGIONS OF BIRTH for state of Indiana, percentages
3. People employed by U.S. subsidiaries of foreign companies

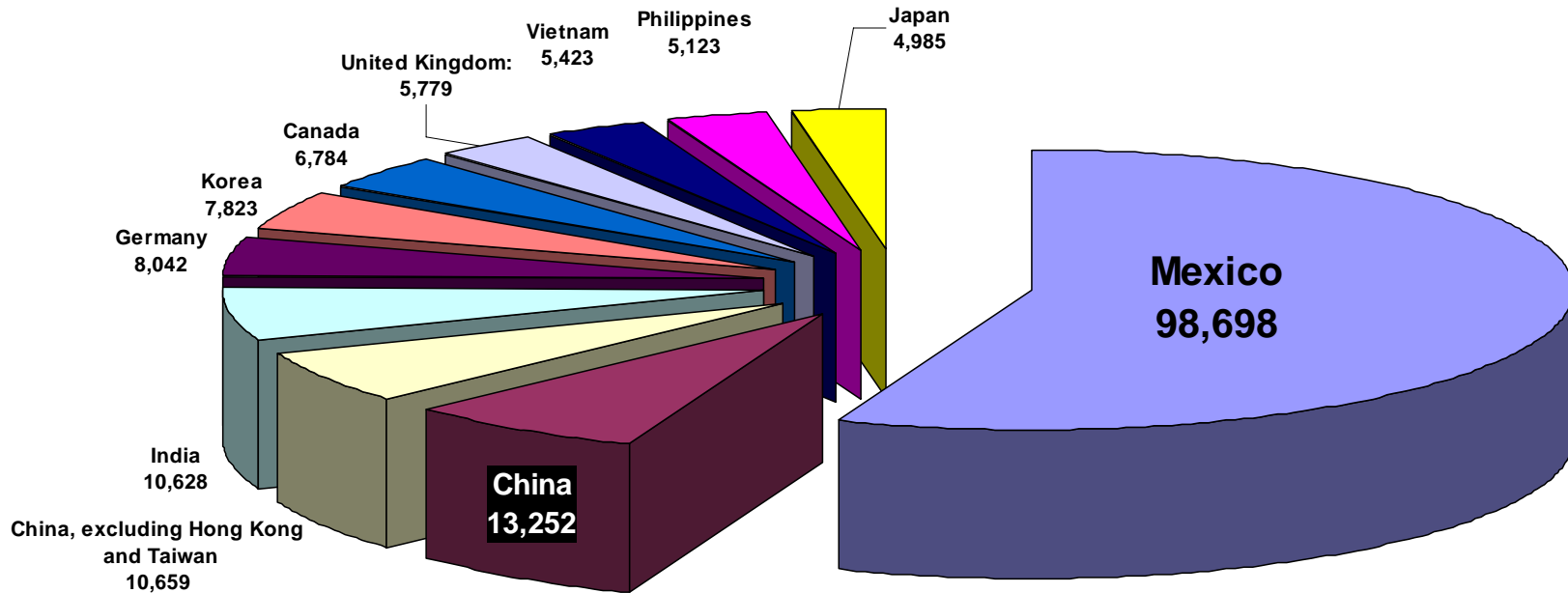
# Indiana's Foreign Born Population

## 2005 Estimates by Country of Birth

<b>Top Ten Countries Place of Birth for Foreign Born Population</b>	<b>Indiana</b>	<b>Indiana Percent of All Foreign Born</b>	<b>United States Percent of All Foreign Born</b>
Mexico	98,698	41%	31%
China	13,252	5%	5%
China (excluding Hong Kong and Taiwan)	10,659	4%	3%
India	10,628	4%	4%
Germany	8,042	3%	2%
Korea	7,823	3%	3%
Canada	6,784	3%	2%
United Kingdom	5,779	2%	2%
Vietnam	5,423	2%	3%
Philippines	5,123	2%	4%
Japan	4,985	2%	1%

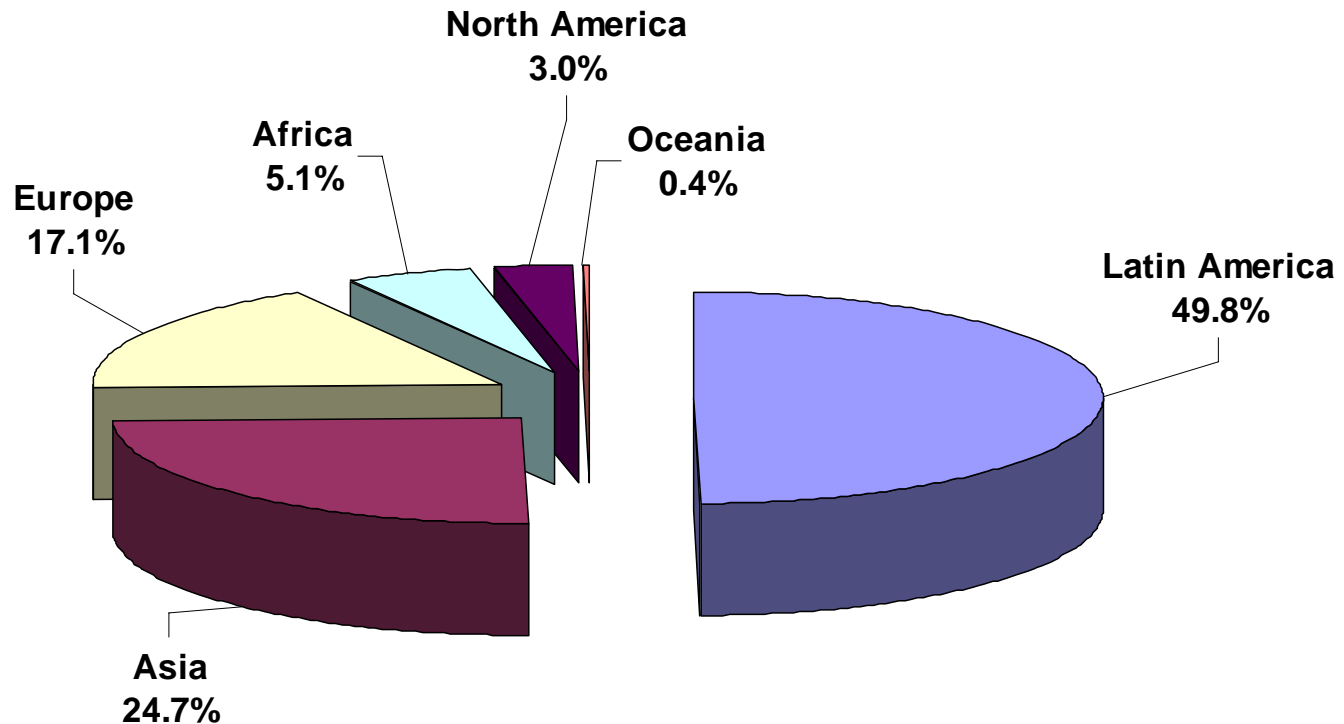
# Indiana's Foreign Born Population

## Top Ten Birth Countries – 2005 Estimates



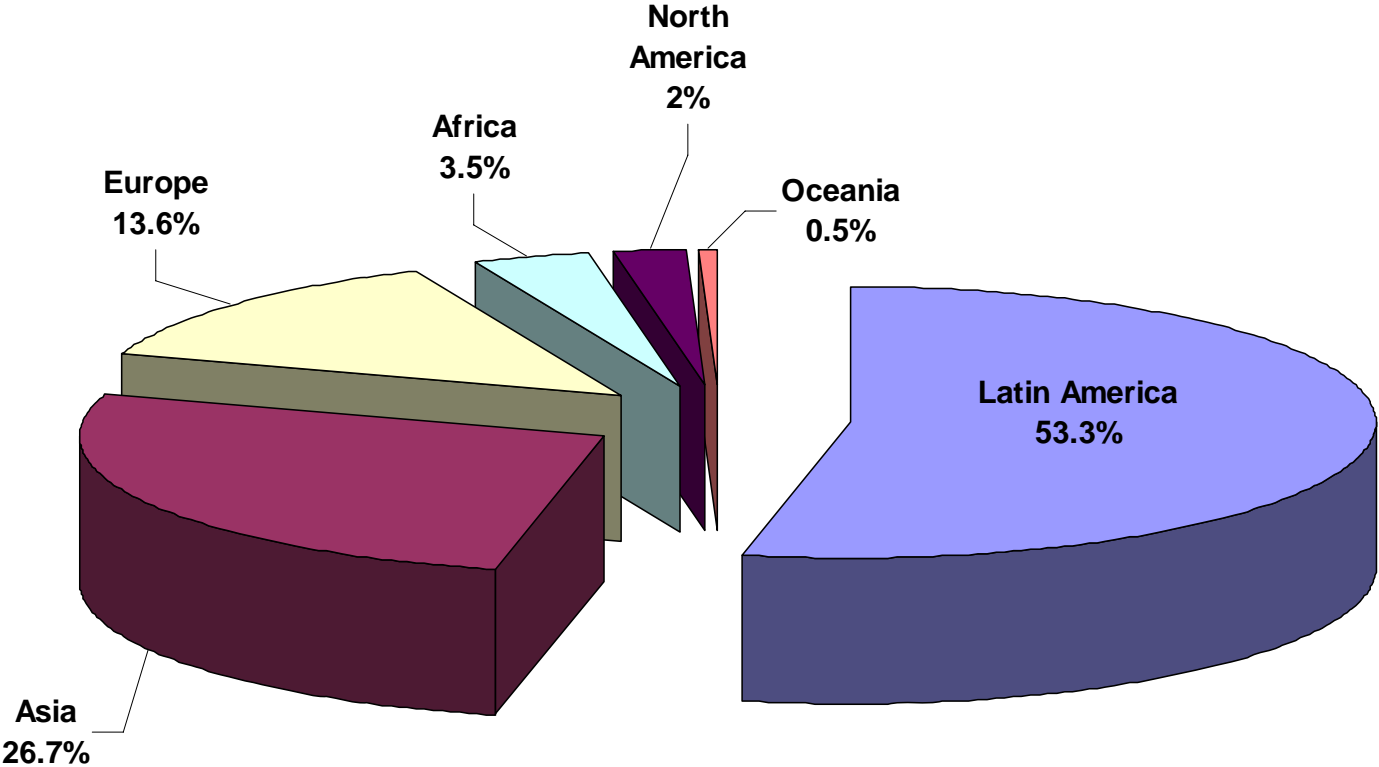
# Indiana's Foreign Born Population

## 2005 Estimates by Region



# U.S. Foreign Born Population

2005 Estimates by Region of Birth



# Indiana Employment in Foreign-Owned US Affiliates

Employment of Majority-Owned Non-bank U.S. Affiliates Country of Ultimate Beneficial Owner, 2002		
Total	132,900	Percent
Europe	90,000	67.7%
Asia and Pacific	29,600	22.3%
Canada	8,700	6.5%
Latin America	3,500	2.6%
Africa	400	0.3%
Middle East	700	0.5%