

## How to Access this Canvas Course (for non-IU-affiliated participants)

There are two easy ways to get to the World Language Festival 2021 Canvas course from your browser: from the **Canvas homepage** and from **IU Expand**. Read on as we walk you through each method.

### Through Canvas:

1. Go to the Canvas login page at [canvas.iu.edu](https://canvas.iu.edu). You may want to bookmark this page for quick and easy reference in the future.
2. Click "Login."

https://**canvas.iu.edu**/lms-prd/gateway **1**

INDIANA UNIVERSITY Services About UITS IT Notices Support

**canvas**  
See your grades, download class materials,  
and connect with classmates.

**Log in** **2**

Need an IU Guest account? [Create one now](#)


**A shot helps protect you and everyone you love**  
Sign up now to get your free COVID-19 vaccine. Visit [ourshot.in.gov](https://ourshot.in.gov) to schedule your appointment.  
[Read more »](#)

**Simple acts make a big difference**  
It's up to all of us to keep each other safe and healthy, on and off campus. Keep your circle small, limit close contact, and wear a mask.

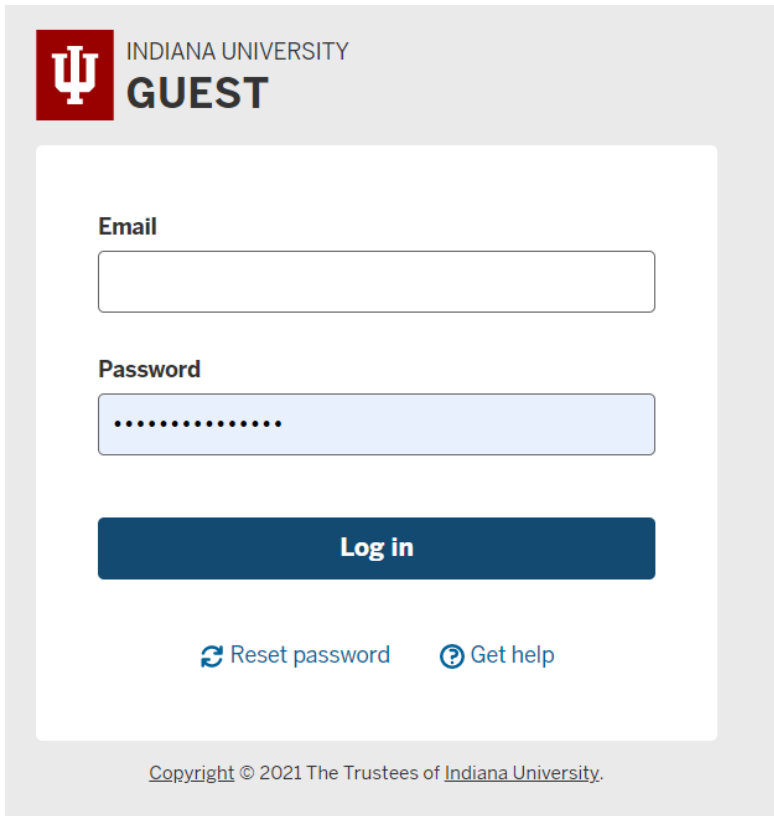
**Stay connected to all things IU**  
The new and improved IU Mobile app can be personalized with the tools you use every day, for easy access to Canvas, Zoom, bus routes, your CrimsonCard, and more.

**Keep Learning at IU**  
Keep Learning has support and resources to boost your success, even when life is disrupted.  
[Visit Keep Learning »](#)

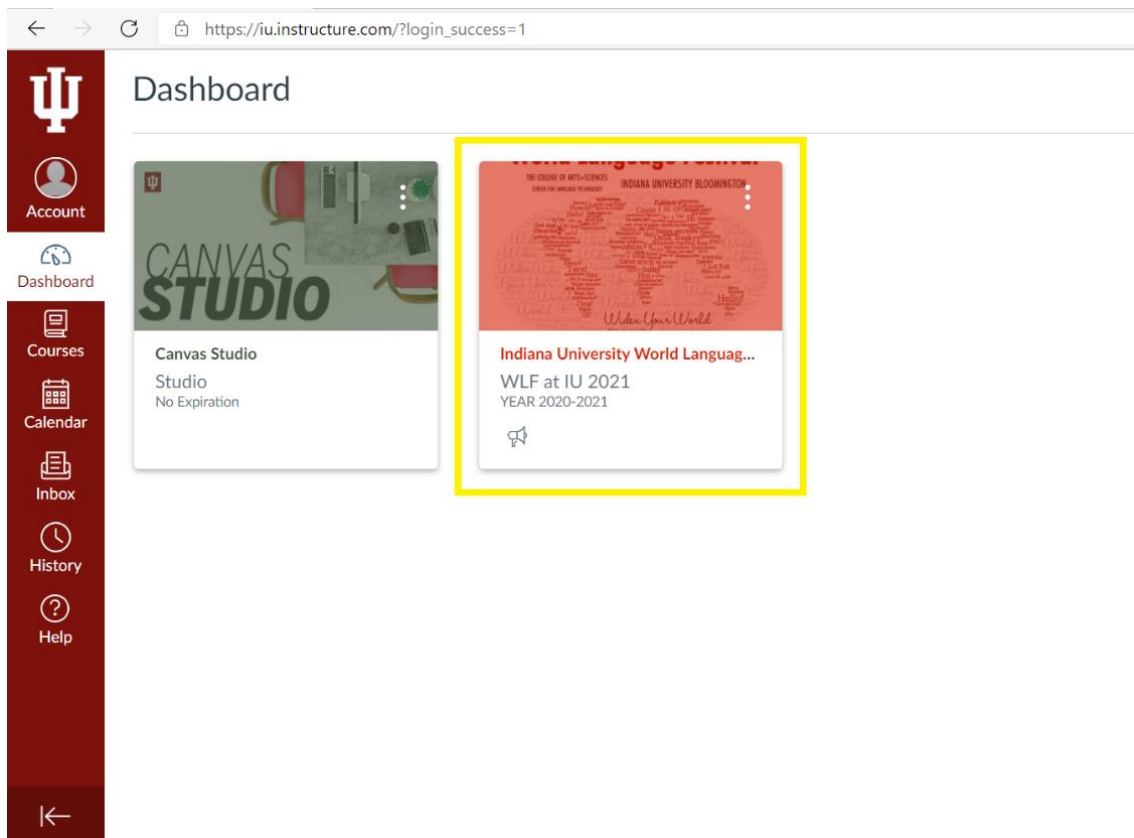
3. Make sure you're in the "Guest" tab as opposed to the "University" tab.



4. Click "Log in with email" to login with your email address and password that you originally used when registering for the course. You can always reset your password if you don't remember it. If you used a Google, Facebook, or Microsoft account when you originally registered, you would select that.

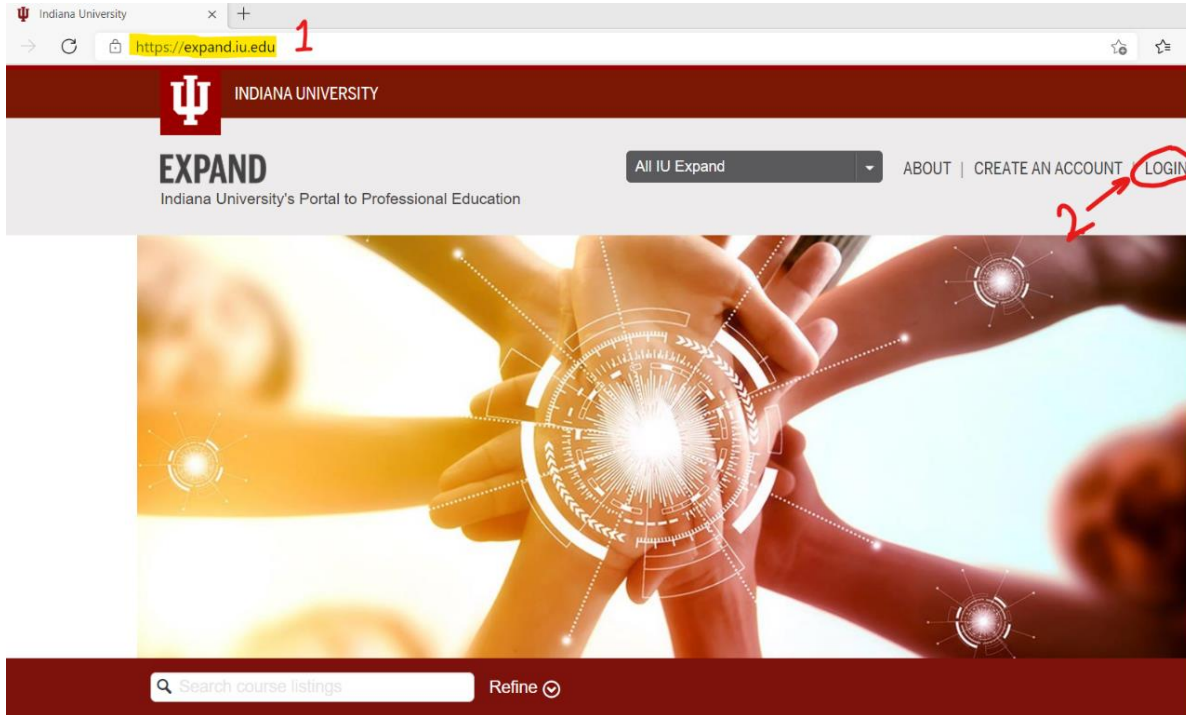


5. Upon successful login you will be taken you to your Canvas dashboard. Make sure to click on the correct course: "Indiana University World Language Festival 2021." This will get you to the Home page for this course.




## Through IU Expand:

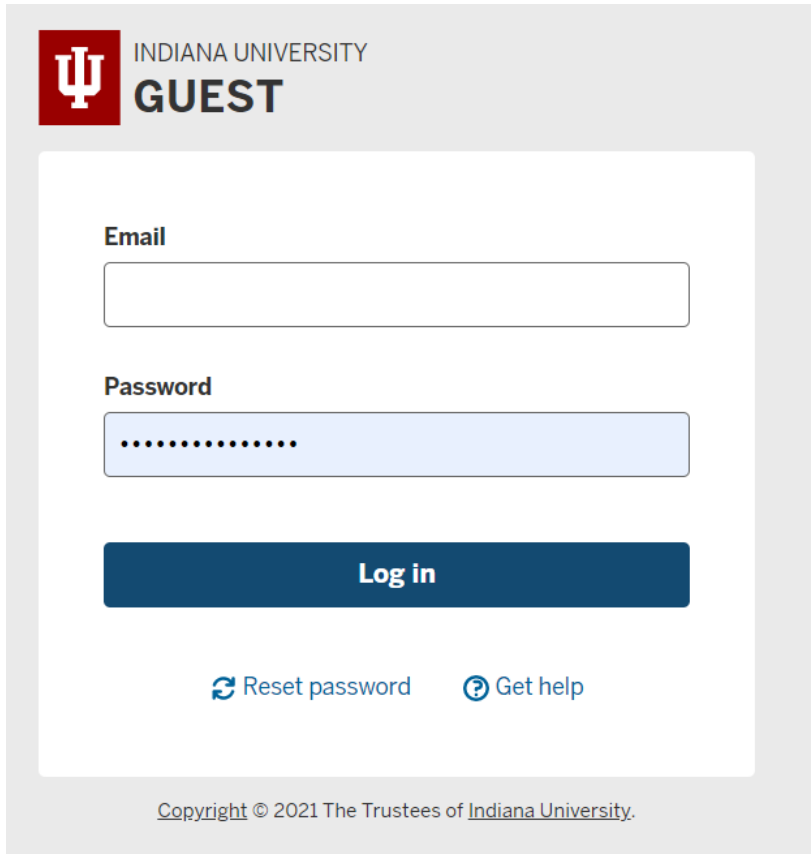
1. Go to [expand.iu.edu](https://expand.iu.edu). You may want to bookmark this page for quick and easy reference in the future.
2. Click “Login” in the top right corner of the page.



3. Make sure you're in the “Guest” tab as opposed to the “University” tab.

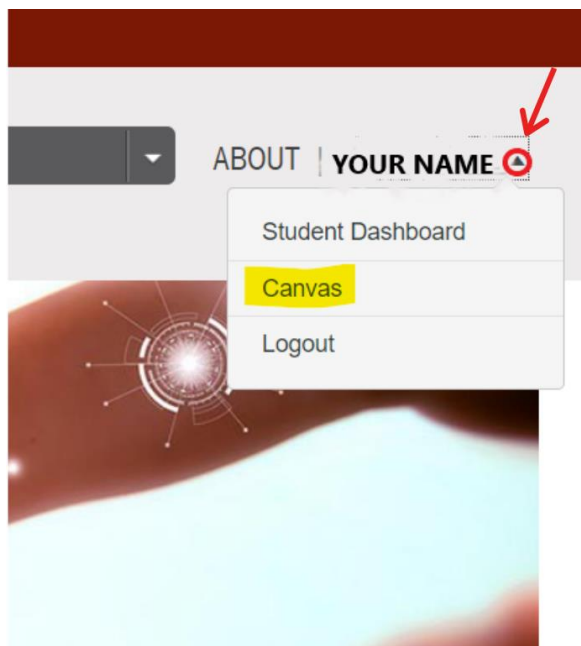


- Click “Log in with email” to login with your email address and password that you originally used when registering for the course. You can always reset your password if you don’t remember it. If you used a Google, Facebook, or Microsoft account when you originally registered, you would select that.



The screenshot shows the Indiana University Guest login interface. At the top left is the Indiana University logo (a red square with a white Greek letter Psi) and the text "INDIANA UNIVERSITY" and "GUEST". Below this is a white login form with two input fields: "Email" and "Password". The "Password" field is filled with dots. Below the fields is a dark blue "Log in" button. At the bottom of the form are two links: "Reset password" with a circular arrow icon and "Get help" with a question mark icon. At the very bottom of the page is a copyright notice: "Copyright © 2021 The Trustees of Indiana University."

- Click the arrow next to your name in the top right corner. From the drop-down menu, select “Canvas.”



6. You will be taken you to your Canvas dashboard. Make sure to click on the correct course: "Indiana University World Language Festival 2021." This will get you to the Home page for this course.

The screenshot shows a web browser window with the URL [https://iu.instructure.com/?login\\_success=1](https://iu.instructure.com/?login_success=1). The page title is "Dashboard". On the left is a dark red navigation sidebar with the following items: Account, Dashboard, Courses, Calendar, Inbox, History, and Help. The main content area displays two course cards. The first card is for "Canvas Studio" with the text "Studio" and "No Expiration". The second card, which is highlighted with a yellow border, is for "Indiana University World Language Festival 2021" (truncated as "Indiana University World Languag..."). This card features a red header with the text "THE COLLEGE OF ARTS-SCIENCES INDIANA UNIVERSITY BLOOMINGTON" and "Widen Your World". Below the header, it lists "WLF at IU 2021" and "YEAR 2020-2021", and includes a speaker icon.