

*Our ongoing analysis of Indiana nonprofit employment is a joint effort by the Center on Philanthropy, the School of Public and Environmental Affairs, and the Indiana Business Research Center at Indiana University to document the significant impact of nonprofits on Indiana's economy by providing detailed information on the size, composition, and distribution of paid employment in the private nonprofit sector in Indiana.*

### Key Facts about Nonprofits in Indiana

- Nonprofits employ 1 in 11 workers in Indiana (nearly 250,000 employees).
- Nonprofits include charities, private and public foundations and other types of organizations such as civic leagues, chambers of commerce and veterans' organizations.
- The vast majority of nonprofit organizations are public charities with 501(c)(3) designation from the IRS. Public charities provide social assistance, health care, education, arts and recreation in local communities.
- Nonprofit social assistance organizations provide child care, job training and placement, individual and family services, emergency relief, and more. Social assistance was the second fastest growing nonprofit industry in Indiana, second to healthcare.

### Employment in Vanderburgh County

- In 2009, Vanderburgh County's nonprofit sector employed 1 out of every 8 workers on average. This is compared to about 1 out of 10 in 1995.
- Nonprofit establishments employed over 13,000 workers in 2009. This compares to about 10,900 workers employed in 1995.
- Nonprofit employment in the county grew 20 percent from 1995 to 2009. For-profit employment decreased 3 percent over the period.
- Over 70 percent of nonprofit employees worked in health care, while another 9 percent worked in social assistance establishments.

### Payroll in Vanderburgh County

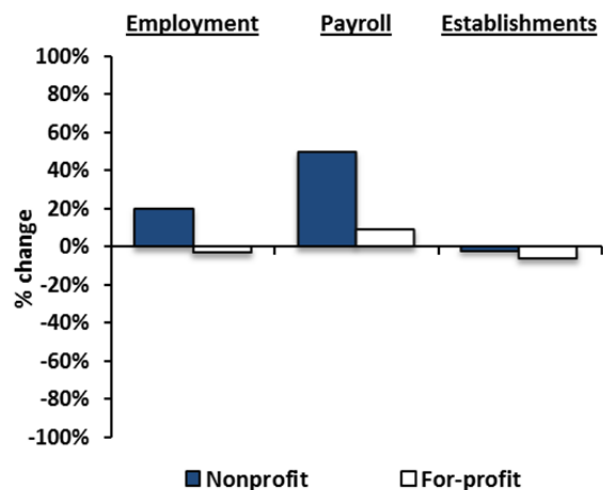
- Nonprofit payroll grew in Vanderburgh County from about \$329 million in 1995 to \$491 million in 2009 (in constant 2009 dollars).

- This change represented a 50 percent increase for nonprofits while for-profits experienced a 9 percent increase through 2009, adjusted for inflation.
- Average wages in the nonprofit sector grew from near \$30,500 in 1995 to nearly \$38,000 in 2009, a 25 percent increase. For-profit wages increased by 13 percent, from around \$33,500 to \$37,500.

### Establishments in Vanderburgh County

- Between 1995 and 2009, the number of nonprofit establishments dipped very slightly from 215 to 211. The much more numerous for-profit establishments decreased 6 percent to around 4,100 in 2009.
- Nonprofit organizations tended to employ around 22 workers in 1995 and 23 in 2009. The average for-profit employed 20 workers in 2009, up from 19 in 1995.

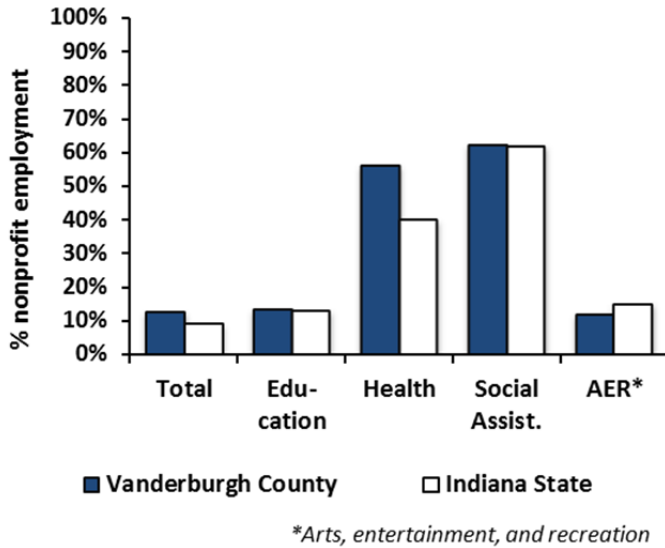
- **Figure 1: Percent change of nonprofit and for-profit employment, payroll, and establishments in Vanderburgh County, 1995-2009**



County Industry Data

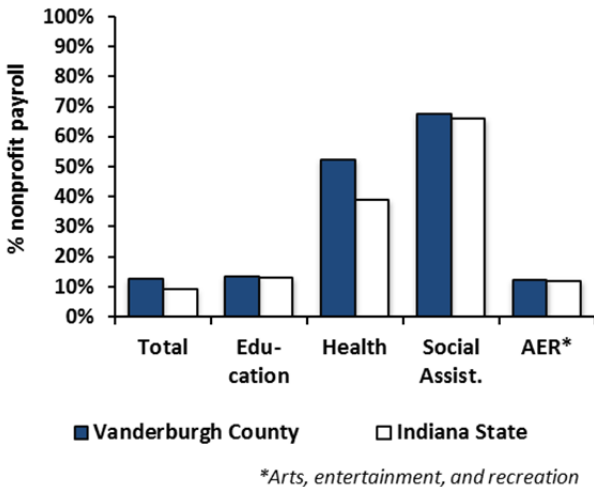
The nonprofit sector plays an important role in the economic well-being of Vanderburgh County. As shown in Figures 2-4, nonprofits accounted for a larger percentage of employment and payroll than in the state as a whole.

Figure 2: Percentage of nonprofit workers, 2009



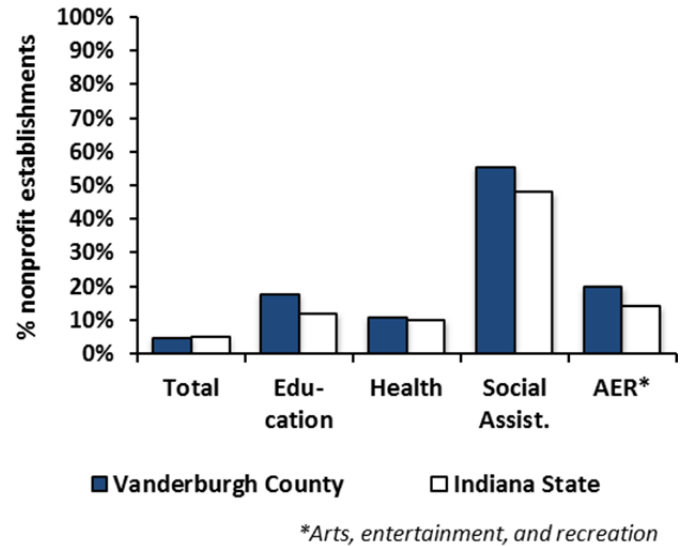
- The percentage of workers employed by nonprofits in Vanderburgh County was 4 percent higher than the state as a whole in 2009 (Figure 2).
- Nonprofits accounted for a larger percentage of employment in health care and a similar percentage of social assistance and education as the state as a whole. (Figure 2).

Figure 3: Percentage of payroll from nonprofits, 2009



- Nonprofit payroll constituted a larger percentage of total payroll in Vanderburgh County in 2009 than in Indiana overall (Figure 3), consistent with employment percentages.
- Nonprofit establishments accounted for about 55 percent of health payroll and nearly 70 percent of social assistance payroll (Figure 3), also larger shares than for the state as a whole.

Figure 4: Percentage of nonprofit establishments, 2009



- Vanderburgh County had a slightly smaller share of establishments operated by nonprofits in 2009 (Figure 4) than did Indiana overall.
- However, Vanderburgh County had a larger percentage of nonprofit establishments in the education, health care, social assistance, and AER industries than the state overall (Figure 4).

Note on Methodology

The report draws data from the national Quarterly Census Employment and Wages (QCEW) filings. However, because of the unique position of nonprofits under federal law, many nonprofits are not required to complete these filings. For example, religious congregations as well as 501(c)(3) organizations employing fewer than four workers are exempt from QCEW filings. Because of these exclusions we are confident that our analysis underestimates nonprofit employment in Indiana. For a full explanation of methodology, please visit our website.