

Our ongoing analysis of Indiana nonprofit employment is a joint effort by the Center on Philanthropy, the School of Public and Environmental Affairs, and the Indiana Business Research Center at Indiana University to document the significant impact of nonprofits on Indiana's economy by providing detailed information on the size, composition, and distribution of paid employment in the private nonprofit sector in Indiana.

Key Facts about Nonprofits in Indiana

- Nonprofits employ 1 in 11 workers in Indiana (nearly 250,000 employees).
- Nonprofits include charities, private and public foundations and other types of organizations such as civic leagues, chambers of commerce and veterans' organizations.
- The vast majority of nonprofit organizations are public charities with 501(c)(3) designation from the IRS. Public charities provide social assistance, health care, education, arts and recreation in local communities.
- Nonprofit social assistance organizations provide child care, job training and placement, individual and family services, emergency relief, and more. Social assistance was the second fastest growing nonprofit industry in Indiana, second to healthcare.

Employment in Kosciusko County

- In 2009, 1 out of every 14 workers in Kosciusko County was employed by a nonprofit organization, compared to about 1 out of 17 in 1995.
- Nonprofit establishments employed over 2,300 workers in 2009. This compares to about 2,000 workers employed in 1995.
- Nonprofit employment grew 18 percent from 1995 to 2009, while for-profit employment shrank 1 percent.
- Over 24 percent of nonprofit employees worked in health care, while nonprofit education and social assistance establishments employed another 27 percent each.

Payroll in Kosciusko County

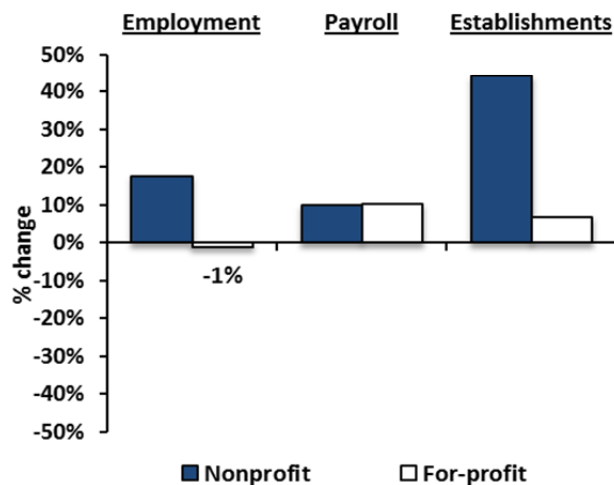
- Nonprofit payroll grew in Kosciusko County from about \$47 million in 1995 to \$52 million in 2009 (in constant 2009 dollars).

- This change represented a 10 percent increase for nonprofit payroll. For-profits also experienced a 10 percent increase in payroll through 2009, adjusted for inflation.
- Average wages in the nonprofit sector shrank slightly from about \$23,700 in 1995 to more than \$22,100 in 2009, a 7 percent decrease. For-profit wages saw an 11 percent increase from \$38,000 to \$42,400.

Establishments in Kosciusko County

- Between 1995 and 2009, the number of nonprofit establishments increased 44 percent from 53 to 77. For-profit establishments grew by 7 percent to 1,591 by the end of 2009.
- Nonprofit organizations employed an average of around 37 workers in 1995 and 30 in 2009. The average for-profit employed about 17 workers in 2009, down from around 19 in 1995.

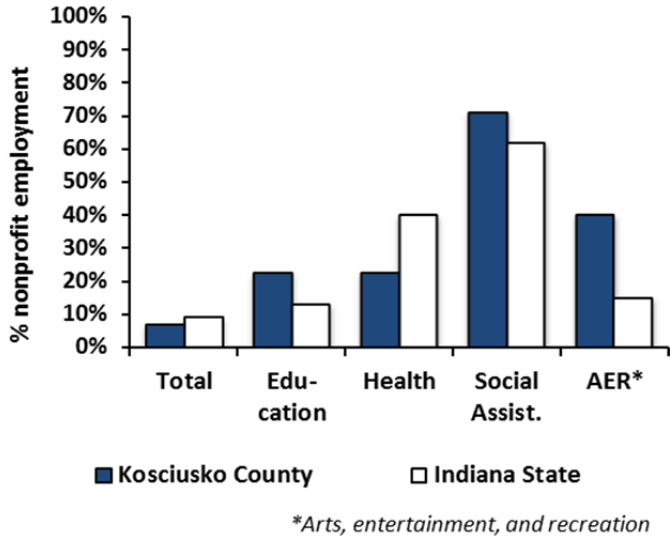
Figure 1: Percent change of nonprofit and for-profit employment, payroll, and establishments in Kosciusko County, 1995-2009



County Industry Data

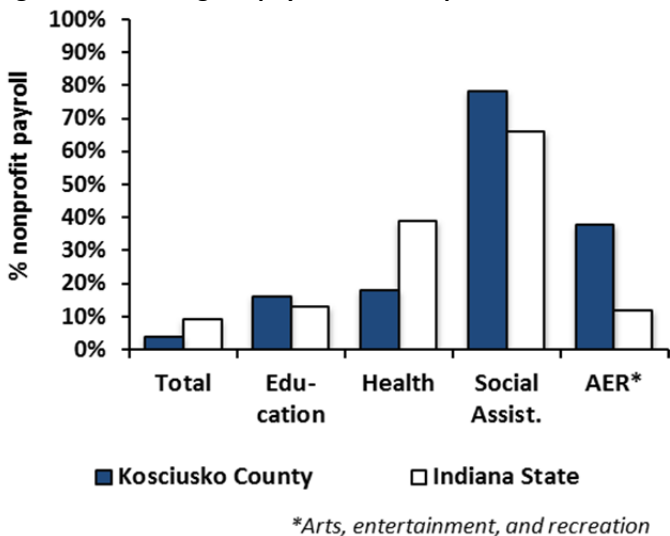
The nonprofit sector has a significant role in the economic well-being of Kosciusko County. However, as shown in Figures 2-4, nonprofits here accounted for smaller percentages of employment, payroll and establishments than in the state as a whole.

Figure 2: Percentage of nonprofit workers, 2009



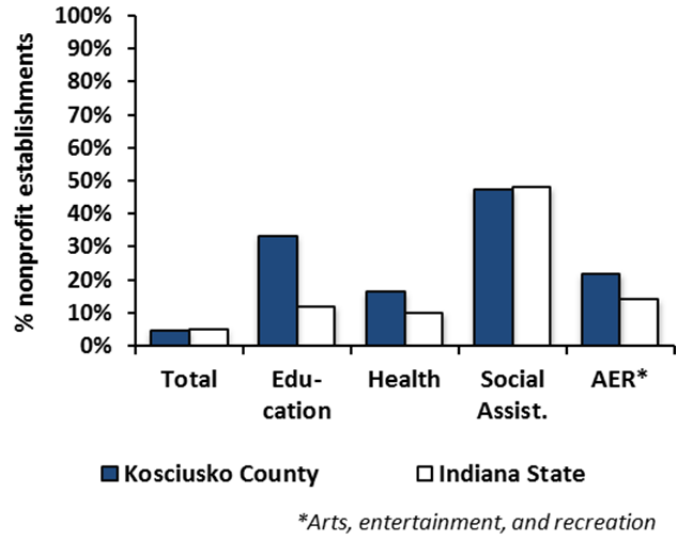
- The percentage of total workers employed by nonprofits in Kosciusko County was slightly less than that of the state as a whole in 2009 (Figure 2).
- In the education, social assistance, and arts, entertainment, and recreation (AER) industries, nonprofits accounted for a higher share of employees than was the case for these industries at the state level (Figure 2).

Figure 3: Percentage of payroll from nonprofits, 2009



- Nonprofit payroll in Kosciusko County constituted about half the share of nonprofit payroll produced in Indiana overall in 2009 (Figure 3).
- Nonprofit establishments provided almost 80 percent of the social assistance industry’s payroll and nearly 40 percent of AER payroll (Figure 3).

Figure 4: Percentage of nonprofit establishments, 2009



- Kosciusko County had nearly the same share of establishments operated by nonprofits in 2009 (Figure 4) as did Indiana overall.
- However, Kosciusko County had a larger share of nonprofit establishments in the education, health, and AER industries than did the state overall.

Note on Methodology

The report draws data from the national Quarterly Census Employment and Wages (QCEW) filings. However, because of the unique position of nonprofits under federal law, many nonprofits are not required to complete these filings. For example, religious congregations as well as 501(c)(3) organizations employing fewer than four workers are exempt from QCEW filings. Because of these exclusions we are confident that our analysis underestimates nonprofit employment in Indiana. For a full explanation of methodology, please visit our website.