

# Indiana in the World


## 25.7%

of Indiana's gross domestic product came from international trade in 2017.<sup>1</sup>

## 707,800

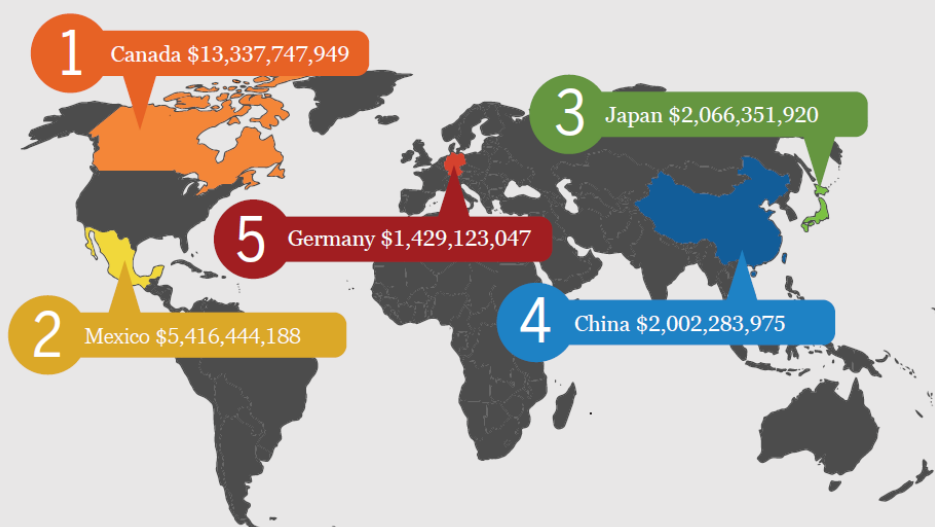
or nearly 1 in 5 Indiana jobs are supported by international trade, including imports and exports.<sup>2</sup>

Nearly 200,000 workers in Indiana are employed by foreign-owned companies from all over the world.<sup>2</sup>

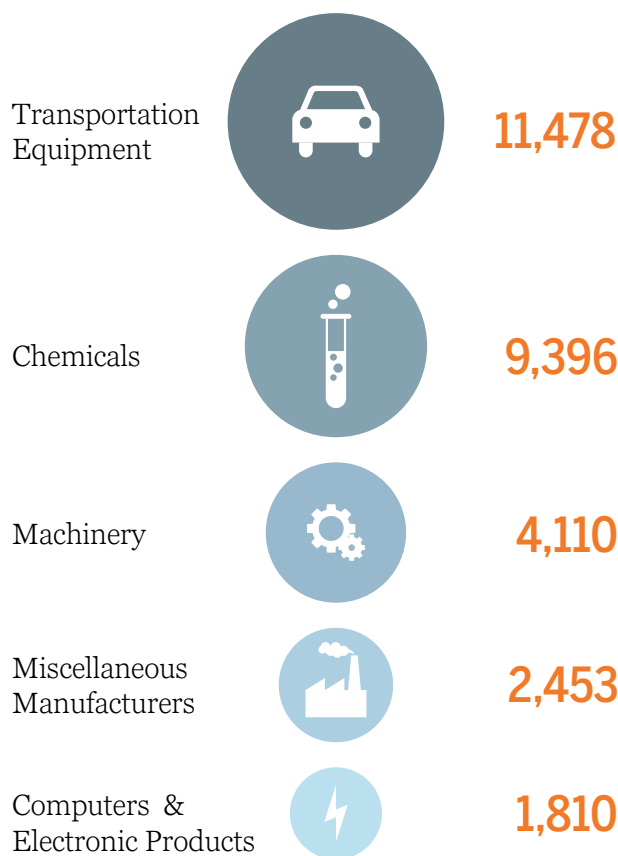


In 2017 Indiana was the 11<sup>th</sup> leading state in exports.<sup>3</sup>

## Indiana's top export markets in 2018<sup>4</sup>



## Indiana's Top Export Categories in 2017 (millions of dollars)<sup>5</sup>



Indiana exports valued **\$37.8 billion** in 2017.<sup>5</sup>

In 2016, out of Indiana's 8,313 exporters, **85%** are small and medium sized companies with less than 500 workers.<sup>2</sup>

Between 2006 and 2016, Indiana goods exports have increased by **58%** and services exports by **88%**.<sup>2</sup>



8.4%

of Hoosiers speak a language other than English at home and more than 275 languages are spoken within homes throughout Indiana.<sup>6</sup>



85%

of Indiana teachers, educators, and administrators agree that world language instruction is important or very important.<sup>7</sup>



21

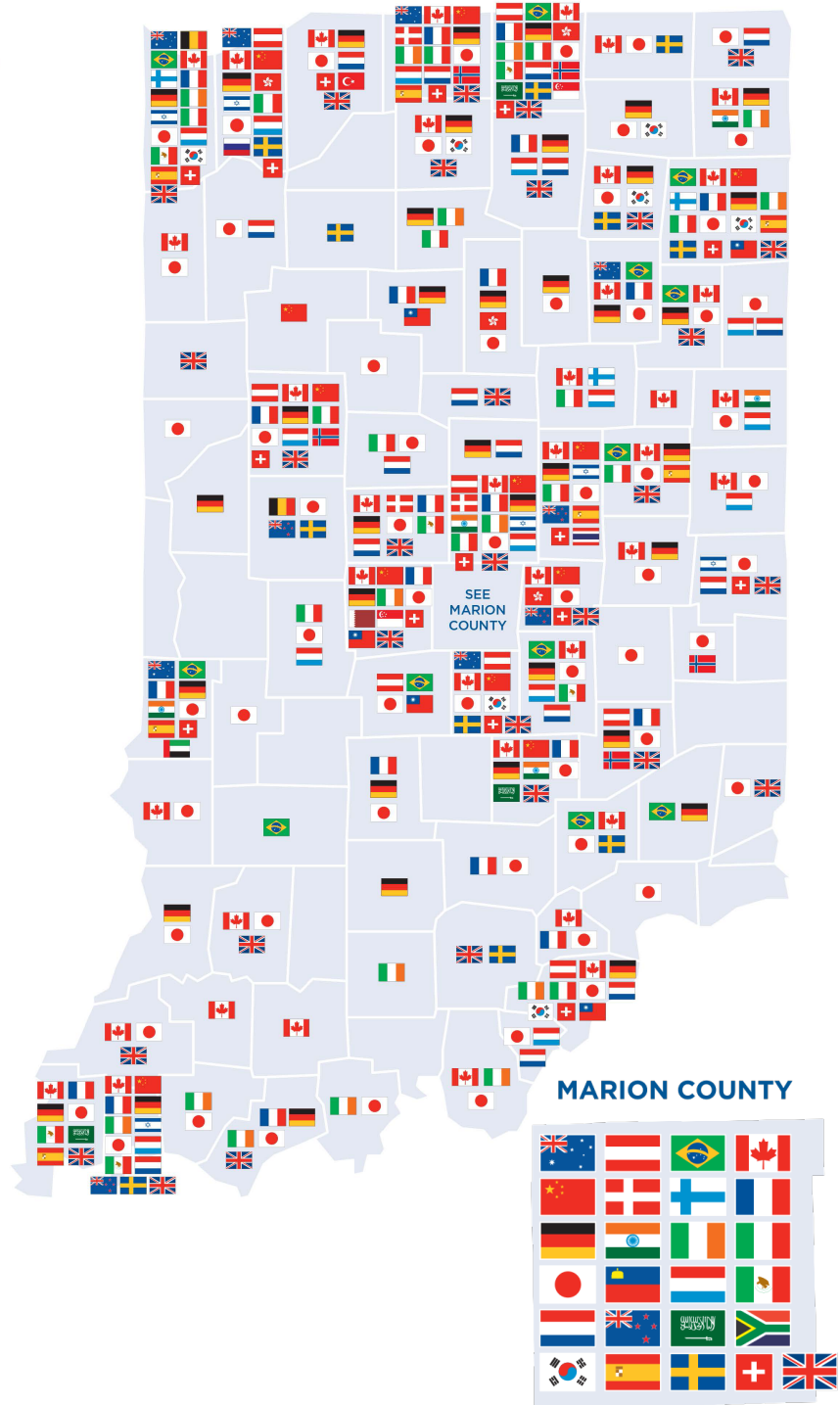
dual language programs are currently offered or are soon to be offered in Indiana, marking a significant increase.<sup>8</sup>

**954 TOTAL COMPANIES**  
EACH UNIQUE FLAG IN A COUNTY REPRESENTS ONE OR MORE COMPANIES OF THE FOLLOWING ORIGIN

- 15 AUSTRALIA
- 12 AUSTRIA
- 2 BELGIUM
- 13 BRAZIL
- 71 CANADA
- 20 CHINA
- 5 DENMARK
- 5 FINLAND
- 49 FRANCE
- 121 GERMANY
- 4 HONG KONG
- 9 INDIA
- 38 IRELAND
- 8 ISRAEL
- 29 ITALY
- 283 JAPAN
- 1 LIECHTENSTEIN
- 23 LUXEMBOURG
- 11 MEXICO
- 30 NETHERLANDS
- 5 NEW ZEALAND
- 5 NORWAY
- 1 POLAND
- 1 QATAR
- 1 RUSSIA
- 4 SAUDI ARABIA
- 2 SINGAPORE
- 2 SOUTH AFRICA
- 9 SOUTH KOREA
- 14 SPAIN
- 21 SWEDEN
- 39 SWITZERLAND
- 5 TAIWAN
- 1 THAILAND
- 1 TURKEY
- 1 UNITED ARAB EMIRATES
- 78 UNITED KINGDOM

INCLUDING JOINT VENTURES

- 1 AUSTRALIA & SPAIN
- 1 AUSTRIA & GERMANY
- 1 CHINA & ITALY
- 2 FRANCE & GERMANY
- 2 GERMANY & JAPAN
- 1 INDIA & SINGAPORE
- 1 JAPAN & LUXEMBOURG
- 1 JAPAN & SWITZERLAND
- 5 JAPAN & UNITED STATES



Source: Indiana Economic Development Corporation, <https://www.iedc.in.gov/international/us/assets/Foreign-Investment.pdf>

1. Mark Perry, American Enterprise Institute, <https://www.aei.org/publication/how-important-is-international-trade-to-each-us-states-economy-pretty-important-for-most-us-states/>
2. Business Roundtable, [https://tradepartnership.com/wp-content/uploads/2019/01/BRT\\_TRADE\\_2018\\_Indiana.pdf](https://tradepartnership.com/wp-content/uploads/2019/01/BRT_TRADE_2018_Indiana.pdf)
3. GlobalEdge, Indiana: Trade Statistics, [https://globaledge.msu.edu/states/indiana/tradestats#source\\_1](https://globaledge.msu.edu/states/indiana/tradestats#source_1)
4. International Trade Administration, US Dept. of Commerce, <http://tse.export.gov/TSE/TSEHome.aspx>
5. International Trade Administration, "Indiana Exports, Jobs, and Foreign Investment" <https://www.trade.gov/mas/ian/statereports/states/in.pdf>
6. US Census Bureau, American Community Survey data, [https://factfinder.census.gov/faces/tableservices/jsf/pages/productview.xhtml?pid=ACS\\_16\\_5YR\\_S1601&prodType=table](https://factfinder.census.gov/faces/tableservices/jsf/pages/productview.xhtml?pid=ACS_16_5YR_S1601&prodType=table)
7. 2014 Report on the State of Global Learning In Indiana Schools, <https://www.doe.in.gov/sites/default/files/ccr/2014-report-global-learning-indiana.pdf>
8. Indiana Department of Education, <https://www.doe.in.gov/standards/dual-language-immersion>