

# WELCOME!

Fall Faculty Meeting  
School of Education  
December 12, 2008

**The mission** of the Indiana University School of Education is to improve teaching, learning, and human development in a diverse, rapidly changing and increasingly technological global society.

# New Faculty *in 2008*

## ➤ **IUPUI**

- Mary Cole
- Ryan Flessner
- Crystal Hill
- Jomo Mutegi
- Jane Stephenson

## ➤ **Columbus Campus**

- Dia Sekayi

# New Faculty *in 2008*

## ➤ **IUB**

- Ellen Vaughan
- Keith Barton
- Hsu-Min (Mina) Chiang
- Ben Edmonds
- Adam Maltese
- Hannah Schertz
- Karl Swenson
- Gary Crow
- Yonjoo Cho
- Ray Haynes
- Donna Adomat
- Carmen L. Medina
- Beth Lewis Samuelson
- Gustave Weltsek

➤ **A total of 20 faculty members are joining in the School of Education.**

Mary Cole: **Academic Specialist, ESL Education**



Ryan Flessner, **Assistant Professor of  
Math Education**



## Crystal Hill: Assistant Professor of Math Education



**Jomo Mutegi: Associate Professor of  
Science Education**



**Jane Stephenson: Assistant Professor of  
Special Education**





**Dia Sekayi: Assistant Professor of Foundations of Education  
(Columbus Campus)**



**Ellen Vaughan: Assistant Professor of  
Counseling Psychology in the  
Department of Counseling & Educational Psychology**



**Keith Barton: Professor of  
Social Studies Education in the  
Department of Curriculum and Instruction**



**Hsu-Min (Mina) Chiang: Assistant Professor of Special Education in the Department of Curriculum and Instruction**





**Ben Edmonds: Visiting Lecturer of  
Special Education in the  
Department of Curriculum and Instruction**



**Adam Maltese: Assistant Professor of  
Science Education in the  
Department of Curriculum and Instruction**



**Hannah Schertz: Assistant Professor of  
Special Education in the  
Department of Curriculum and Instruction**





**Karl Swenson: Visiting Lecturer of  
Special Education in the  
Department of Curriculum and Instruction**





**Gary Crow: Professor in the Department of Educational Leadership and Policy Studies**



**Yonjoo Cho: Assistant Professor in the  
Department of Instructional Systems Technology**





**Ray Haynes: Assistant Professor in the Department of Instructional Systems Technology**



**Donna Adomat: Assistant Professor in the Department of Literacy,  
Culture, and Language Education**





**Carmen L. Medina: Assistant Professor of Elementary Education in the Department of Literacy, Culture, and Language Education**



**Beth Lewis Samuelson:** Assistant Professor in the Department of Culture, Literacy, and Language Education



**Gustave Weltsek:** Visiting Assistant Professor in the Department of Literacy, Culture, and Language Education



# IUPUI School of Education Updates



# FALL '08 UNDERGRAD ENROLLMENT

	2007	2008	2009	Net Difference	% Change
<b>Course Levels</b>					
<b>100</b>	<b>136</b>	<b>140</b>	<b>342</b>	<b>202</b>	<b>144.3%</b>
<b>200</b>	<b>914</b>	<b>943</b>	<b>1222</b>	<b>2789</b>	<b>29.6%</b>
<b>300</b>	<b>4447</b>	<b>4318</b>	<b>3746</b>	<b>-572</b>	<b>-13.2%</b>
<b>400</b>	<b>2903</b>	<b>3115</b>	<b>3153</b>	<b>38</b>	<b>1.2%</b>
<b>TOTAL HOURS</b>	<b>8400</b>	<b>8516</b>	<b>8463</b>	<b>-53</b>	<b><u>-0.6%</u></b>

# FALL '08 GRADUATE ENROLLMENT

	<i>2007</i>	<i>2008</i>	<i>2009</i>	<i>Net Difference</i>	<i>% Change</i>
<b>Course Levels</b>					
<b>500</b>	<b>3182</b>	<b>2646</b>	<b>2722.5</b>	<b>76.5</b>	<b>2.9%</b>
<b>600</b>	<b>186</b>	<b>327</b>	<b>351</b>	<b>24</b>	<b>7.3%</b>
<b>700</b>	<b>33</b>	<b>29</b>	<b>58</b>	<b>29</b>	<b>100%</b>
<b>900</b>	<b>12</b>	<b>18</b>	<b>24</b>	<b>6</b>	<b>33.3%</b>
<b>TOTAL HOURS</b>	<b>3413</b>	<b>3020</b>	<b>3155.5</b>	<b>135.5</b>	<b><u>4.5%</u></b>

# Spring '09 UNDERGRAD ENROLLMENT

	2007	2008	2009	Net Difference	% Change
<b>Course Levels</b>					
<b>100</b>	<b>0</b>	<b>0</b>	<b>168</b>	<b>168</b>	<b>0%</b>
<b>200</b>	<b>651</b>	<b>803</b>	<b>1137</b>	<b>334</b>	<b>41.6%</b>
<b>300</b>	<b>3857</b>	<b>3588</b>	<b>3079</b>	<b>-509</b>	<b>-14.2%</b>
<b>400</b>	<b>3272</b>	<b>3449</b>	<b>3065</b>	<b>-384</b>	<b>-11.1%</b>
<b>TOTAL HOURS</b>	<b>7780</b>	<b>7840</b>	<b>7449</b>	<b>-391</b>	<b><u>-5%</u></b>

# Spring '09 GRADUATE ENROLLMENT

	2007	2008	2009	Net Difference	% Change
<b>Course Levels</b>					
<b>500</b>	<b>2358</b>	<b>2337.5</b>	<b>2374</b>	<b>36.5</b>	<b>1.6%</b>
<b>600</b>	<b>129</b>	<b>174</b>	<b>99</b>	<b>-75</b>	<b>-43.1</b>
<b>700</b>	<b>17</b>	<b>38</b>	<b>37</b>	<b>-1</b>	<b>-2.6%</b>
<b>900</b>	<b>6</b>	<b>18</b>	<b>6</b>	<b>-12</b>	<b>-66.7%</b>
<b>TOTAL HOURS</b>	<b>2510</b>	<b>2567.5</b>	<b>2516</b>	<b>-51.5</b>	<b><u>-2%</u></b>

# TOTAL CREDIT HOURS

## Percent Change:

–Fall '08      0.7%

–Spring '09      -4.3%

*(Point in Cycle 12/7/08)*

# BUDGET – '08-'09 INCOME

(As of 9-30-08)

<b>INCOME</b>	<b>'08-'09 Budget</b>	<b>Operational Income &amp; Expense</b>	<b>Projected/E ncum- bered</b>	<b>Total Income &amp; Expense</b>	<b>Variance</b>
UG Tuition	3,548,537	1,685,666	1,765,341	3,451,007	(97,530)
Grad “	3,844,070	1,857,209	1,836,873	3,694,082	(149,988)
Fees	436,400	250,399	258,619	509,018	72,618
<b>Subtotal</b>	7,829,007	3,793,274	3,860,833	7,654,107	<b>(174,900)</b>
State Appropri.	2,314,231	578,556	1,735,675	2,314,231	--
Other Rev.	3,000	56,331	14,924	71,255	68,255
Indirect	25,000	24,840	15,160	40,000	15,000
Assessments	(3,026,716)	(705,706)	(2,321,010)	(3,026,716)	--
<b>TOTAL</b>	<b>7,144,522</b>	<b>3,747,295</b>	<b>3,305,582</b>	<b>7,052,877</b>	<b>(91,645)</b>

# BUDGET – '08-'09 EXPENSES

<b>EXPENSE</b>	<b>'08-'09 Budget</b>	<b>Operational Income &amp; Expense</b>	<b>Projected - Encumbered</b>	<b>Total Income &amp; Expense</b>	<b>Variance</b>
Compensation	6,435,119	1,384,119	4,713,585	6,097,704	337,415
Financial Aid	166,260	93,650	90,110	183,760	(17,500)
Other Exp.	396,573	111,918	348,525	460,443	(63,870)
Travel	56,000	8,434	57,566	66,000	(10,000)
Reserves & Transfers	90,570	59,144	44,512	103,656	(13,086)
<b>TOTAL EXPENSES</b>	<b>7,144,522</b>	<b>1,657,265</b>	<b>5,254,298</b>	<b>6,911,563</b>	<b>232,959</b>

# Recently Funded Projects

- Learning to Teach, Teaching to Learn Dual Licensure Teacher Education Program  
(Fisher, Rogan, Dare)
  - USDOE Office of Special Education Programs
- Examining the State of the Welcome to Learning Program in Primary Schools of Indiana- Young Audiences (Debora Hinderliter Ortloff)
  - Chase Foundation
- Future Promises Program (Debora Hinderliter Ortloff)
  - Women's Fund



# Recently Funded Projects

- Comprehensive Teacher Education Reform for English Language Learners (Annela Teemant)
- Circle City Learning Community at George Washington Community High School (Monica Medina)
- ACT Out Program/Peace Learning Center Curriculum Mapping Project (Rob Helfenbein)
- School of Medicine Faculty Affairs and Professional Development Partnership (Joshua Smith)

# Urban Center for the Advancement of STEM Education (UCASE)

- Woodrow Wilson Indiana Teacher Fellowship Program (Charlie Barman)
  - Woodrow Wilson National Fellowship Foundation
- The Noyce Scholars Program at Indiana University-Purdue University Indianapolis- Supplemental (Kathy Marrs)

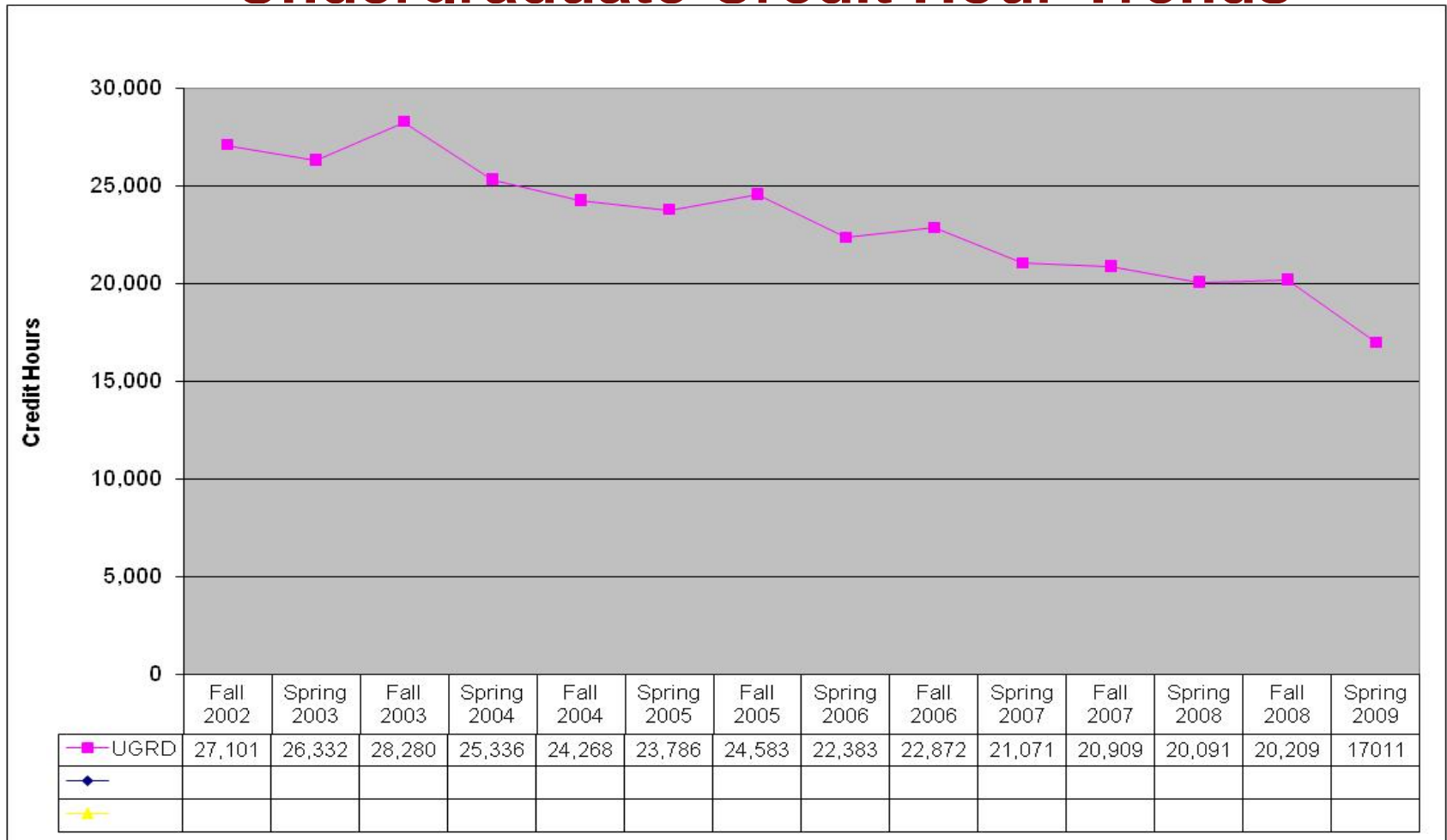
# Submitted RFPs

- Mathematics & Science Partnership with IPS (1 math, 1 science)
  - Indiana Department of Education
- HIV Prevention for Middle School Students
  - Marion County Health Dept. & IN. Dept. of Education
- Extension of International Education
  - Bradley Foundation
- School of Nursing
  - Robert Wood Johnson Foundation
- Ready to Learn, Ready to Earn
  - United Way

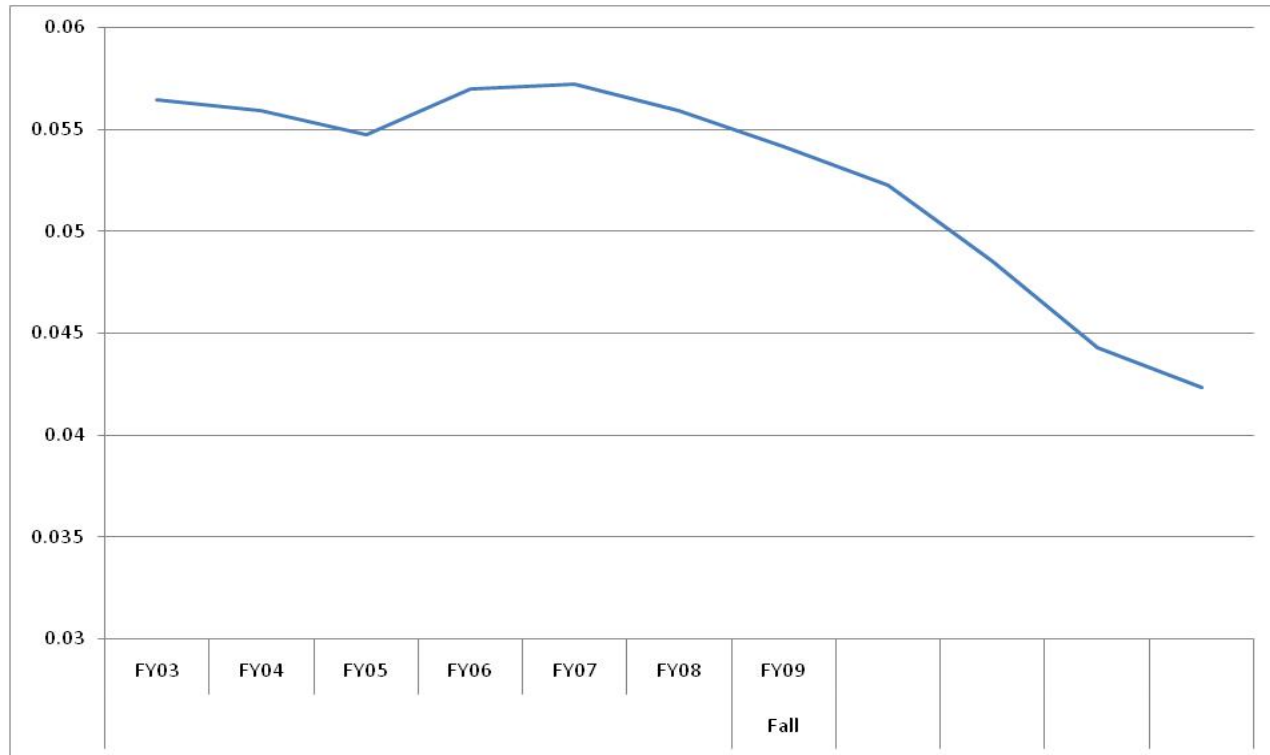
# Staffing Updates

- Kathleen Allspaw, Research Associate (UCASE)
- Shanna Stuckey, Project Coordinator (CUME)
- 6 Graduate Assistants
- 14 graduate and undergraduate students

# Undergraduate Credit Hour Trends



# Trend Line for IUB School Share of Undergraduate Credit Hours



# School of Education Budget: Fiscal Year 2009

State Appropriation	11,257,648
Tuition and Fees	30,253,412
Indirect Cost Recover	1,005,500
Other Income	547,850
Assessments	(15,961,506)
<b>Total</b>	<b>27,102,904</b>
Compensation	22,603,858
Financial Aid	3,443,595
General Supplies & Expenses	1,185,558
Travel	275,483
Transfers Out	1,102,355
<b>Total</b>	<b>28,610,849</b>
<b>Deficit</b>	<b>(1,507,945)</b>

# Graduate Program Data by Student Status

Student Status	2004-05	2004-05	2005-06	2006-07	2007-08
Applications	1123	1150	1000	1009	939
Admissions	544	645	544	507	535
Newly Enrolled *	322	327	348	329	383
Graduated	352	380	427	332	363

*\*Includes students who applied and were admitted any time during the previous two academic years.*



# Graduate Program Data by Degree & Student Status

<b>Degree &amp; Status</b>	<b>2003-04</b>	<b>2004-05</b>	<b>2005-06</b>	<b>2006-07</b>	<b>2007-08</b>
<b>MSED</b> applied	567	607	554	564	522
admitted	306	432	353	315	335
newly enrolled	198	196	231	215	261
<b>EdS</b> applied	87	84	73	80	69
admitted	14	36	14	28	26
newly enrolled	4	30	17	15	14
<b>EdD</b> applied	32	61	32	16	30
admitted	20	30	18	11	25
newly enrolled	7	3	10	12	25
<b>PhD</b> applied	437	398	341	349	318
admitted	204	147	159	153	145
newly enrolled	113	98	90	87	82

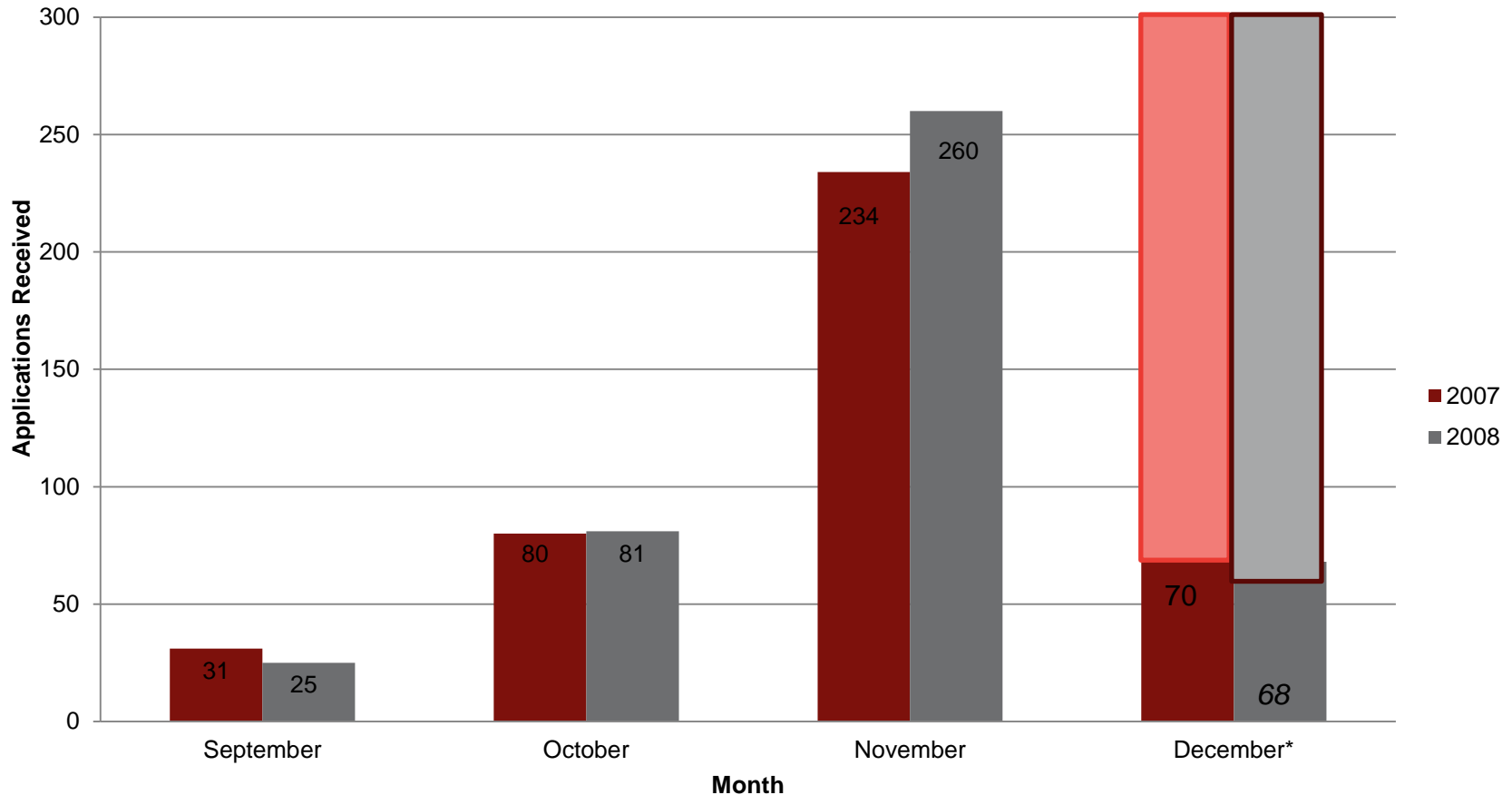
# Graduate Program Data by Degree Awarded

<b>Degree Awarded</b>	<b>2003-04</b>	<b>2004-05</b>	<b>2005-06</b>	<b>2006-07</b>	<b>2007-08</b>
MSED	236	263	288	273	272
EdS	21	30	39	31	31
EdD	12	13	16	9	10
PhD	83	74	84	58	80

# Graduate Applications Received

## Where are we compared to last year?

\* reflects data from Dec 1<sup>st</sup> through Dec 9th



# Update on IRB

- As of November 25<sup>th</sup> the IRB had 58 SOE (out of about 250 ) studies pending approval (all Expedited or Exempt)
  - 22 Intake – Complete
  - 8 On Hold per PI Request
  - 7 Completed by Screener
  - 17 In Progress by Screener
  - 4 Reassigned to a new Screener
- Process has improved but still more complex and slower than previous years
- More permanent staff are being hired but allow at LEAST 4 weeks for approval

# Grants and Contracts FY08

- Six R&D Centers(CPR, CAFS, CRLT, CEEP, CSSIE, P-16) all but P-16 housed in Eigenmann
  - 132 funded projects
  - Over \$19 million in external funds
  - 111 faculty involved (some in more than one project)
  - 30 full-time professional and support staff
  - 70 GA's and RA's
  - 69 hourly workers

# Grants and Contracts FY09

## ➤ Goals

- Increase the Indirect Cost recovery from Grants and Contracts (FY08 yield about \$1.2 million - only about 10% of Total Grants and Contract expenditures)
- Increase “Buy-out” of faculty time during the academic year (FY08 only about \$0.5 million)
- Dean’s office and Center Directors are discussing various ideas to increase both of these.

---

# Matching the Promise Campaign

# Campaign Summary

Timeline: July 1, 2003 – June 30,  
2010

SoE Goal → \$10,000,000

Total Raised as of 12/09/08 →  
\$9,906,00

% of Goal → 99%



## Analysis of All Campaign Gifts

Current Gifts = \$4.4 M (44%)

Estate Gifts = \$ 5.5 M (56%)

Total = \$9.9M

## Gift Ranges (\$9.9 M)

$< \$25,000 \rightarrow 31,000+ \text{ gifts} = \$2.4\text{M}$

$\geq \$25,000 \rightarrow 39 \text{ gifts} = \$7.5\text{M}$

## **Analysis of Gifts $\geq$ \$25,000**

Number of Gifts  $\rightarrow$  39

Average Gift  $\rightarrow$  \$200,000

Avg Age of Donors  $\rightarrow$  73

# Gifts $\geq$ \$25,000 by Designation

	UG Scholarship	Grad Fellowship	Special Projects	Unrestricted
CEP		1	3	
C&I	4	2		
ELPS		3	1	
IST		3		
LE		2		
TE	14			
T to T		2		
GSO				1
SoE Gen'rl			1	2
<b>TOTAL</b>	19	13	5	3

## Scholarship/Fellowship Gifts Eligible for University Match

- Total Gift receipts qualifying for match - \$2.7M
- Designation of gifts qualifying for match - 8 scholarships and 7 fellowships
- Expected annual dollars as a result of the match (in perpetuity) - \$117,750

# **National Comparison (includes non-governmental grants)**

Fundraising = \$9.9 M

Non-governmental grants = \$18.3 M

SoE Total to Date = \$28.2M

---

# NCATE UPDATE

# OVERVIEW

- Program Reviews  
Pre-requisite to NCATE Visit
- Institutional Report
- Complementary Requirements
- Spring 2010 Visit



# PROGRAM REVIEWS

## Bloomington

- 21 programs submitted 07-08
  - 9 state reviews; 5 approved
  - 12 professional assoc. reviews; 6 approved, 2 under review
  - 8 approved with conditions; to be addressed in 2009

## IUPUI/IUPUC

- 12 programs submitted 07-08
  - 2 state reviews; approved with conditions
  - 10 professional assoc. reviews (Sept. 2008)  
results will be posted end of year

# INSTITUTIONAL REPORT STANDARDS

- ONE Candidate Knowledge, Skills and Dispositions
- TWO Assessment System/Unit Evaluation
- THREE Field Experiences and Clinical Practice
- FOUR Diversity
- FIVE Faculty Qualifications, Performance, Development
- SIX Unit Governance and Resources

# INSTITUTIONAL REPORT

## REQUIRED DATA

- Education Faculty and Graduate Assistants
- Programs and Review Status (Initial/Advanced)
- Praxis II Data (Initial and Other School Professionals)
- Unit Assessment System: Transition Point Assessments (Initial/Advanced)
- Field Experiences/Clinical Practice by Program
- Faculty Demographics
- Candidate Demographics
- Clinical Practice Sites Demographics
- Faculty Qualification Summary

# INSTITUTIONAL REPORT FACULTY MANAGEMENT

- Faculty Accreditation Leadership Committee
- Writing Teams for each Standard
- Plan to have Standard Drafts prepared by end of spring 2009 semester

# COMPLEMENTARY REQUIREMENTS

- Improved Web Presence
- Faculty Profiles on Web
- Work on Program Assessment Rubrics